

NOTICE AND CALL OF SPECIAL MEETING

Notice is hereby given that I, **R. J. Kelly**, Chair of the **Financial and Operations Committee**, call a SPECIAL MEETING of the Agency's **Financial and Operations Committee**.



Said SPECIAL MEETING of the Committee to be held on:

TUESDAY, MAY 16, 2017 AT 5:30 PM

Santa Clarita Water Division
26521 Summit Circle
Santa Clarita, CA 91350
Training Room

Enclosed with and as part of this Notice and Call is an agenda for the meeting.

Signed:  _____
R. J. Kelly, Chair

Date: May 9, 2017

BOARD OF DIRECTORS

PRESIDENT
ROBERT J. DIPRIMIO

VICE PRESIDENT
GARY R. MARTIN

E.G. "JERRY" GLADBACH

DEAN D. EFSTATHIOU

WILLIAM C. COOPER

WILLIAM PECSI

THOMAS P. CAMPBELL

EDWARD A. COLLEY

JACQUELYN H. McMILLAN

R. J. KELLY

B. J. ATKINS

GENERAL MANAGER
MATTHEW G. STONE

**ASSISTANT
GENERAL MANAGER**
VALERIE L. PRYOR

GENERAL COUNSEL
BEST BEST & KRIEGER, LLP

SECRETARY
APRIL JACOBS

"A PUBLIC AGENCY PROVIDING RELIABLE, QUALITY WATER AT A REASONABLE COST TO THE SANTA CLARITA VALLEY"


27234 BOUQUET CANYON ROAD • SANTA CLARITA, CALIFORNIA 91350-2173 • 661 297•1600 FAX
661 297•1611

Website address: www.clwa.org

[This page intentionally left blank.]

DATE: May 3, 2017

TO: Financial and Operations Committee
 R.J. Kelly, Chair
 William Pecs, Vice Chair
 Edward Colley
 Gary Martin
 Jacquelyn McMillan

FROM: Valerie L. Pryor 
 Assistant General Manager



A special meeting of the Financial and Operations Committee is scheduled to meet on **Tuesday, May 16, 2017 at 5:30 PM** at the Santa Clarita Water Division located at 26521 Summit Circle, Santa Clarita, CA 91350 in the Training Room.

SPECIAL MEETING AGENDA

1. Public Comment
2. * Water Production Report
3. * Monthly Operations Report
4. * Recommend Approval of a Resolution Awarding a Contract to CP Systems for Video Surveillance System Upgrades
5. * Recommend Receiving and Filling of the Retail Division March 2017 Finance and Expenditure Report
6. * Recommend Receiving and Filling of the Wholesale March 2017 Finance and Expenditure Report
7. * Recommend Receiving and Filling of the Retail Division FY 2016/17 Quarterly Investment Report
8. * Recommend Receiving and Filling of the Wholesale FY 2016/17 Quarterly Investment Report
9. * Developer Report
10. * Committee Planning Calendar
11. General Report on Financial Activities and Operations

BOARD OF DIRECTORS

PRESIDENT
 ROBERT J. DIPRIMO

VICE PRESIDENT
 GARY R. MARTIN

E.G. "JERRY" GLADBACH
 DEAN D. EFSTATHIOU
 WILLIAM C. COOPER
 WILLIAM PECSI
 THOMAS P. CAMPBELL
 EDWARD A. COLLEY
 JACQUELYN H. McMILLAN
 R. J. KELLY
 B. J. ATKINS

GENERAL MANAGER
 MATTHEW G. STONE

ASSISTANT GENERAL MANAGER
 VALERIE L. PRYOR

GENERAL COUNSEL
 BEST BEST & KRIEGER, LLP

SECRETARY
 APRIL JACOBS

12. Closed Session

12.1. Conference with Real Property Negotiators (Section 54956.8)

Property: RWWTP Tank Site Cell Lease – T-Mobile (27236
Bouquet Canyon Road, Santa Clarita, CA 91350)

Agency Negotiators: Brian Folsom, Gerard Lederer and Matthew
G. Stone

Negotiating Parties: T-Mobile

Negotiation: Price and Terms of Payment for Lease of Property

12.2. Conference with Real Property Negotiators (Section 54956.8)

Property: RWWTP Tank Site Cell Lease – Verizon (27236
Bouquet Canyon Road, Santa Clarita, CA 91350)

Agency Negotiators: Brian Folsom, Gerard Lederer and Matthew
G. Stone

Negotiating Parties: Verizon

Negotiation: Price and Terms of Payment for Lease of Property

13. Closed Session Announcements

14. Adjournment

- * Indicates attachment
- ◆ To be distributed

Notice:

Any person may make a request for a disability-related modification or accommodation needed for that person to be able to participate in the public meeting by telephoning (661) 297-1600, or writing to Castaic Lake Water Agency at 27234 Bouquet Canyon Road, Santa Clarita, CA 91350. Requests must specify the nature of the disability and the type of accommodation requested. A telephone number or other contact information should be included so that Agency staff may discuss appropriate arrangements. Persons requesting a disability-related accommodation should make the request with adequate time before the meeting for the Agency to provide the requested accommodation.

Pursuant to Government Code Section 54957.5, non-exempt public records that relate to open session agenda items and are distributed to a majority of the Board less than seventy-two (72) hours prior to the meeting will be available for public inspection at the Castaic Lake Water Agency, located at 27234 Bouquet Canyon Road, Santa Clarita, California 91350, during regular business hours. When practical, these public records will also be made available on the Agency's Internet Website, accessible at <http://www.clwa.org>.

M65

SANTA CLARITA WATER DIVISION
WATER PRODUCTION 2017 (PER ACRE FEET)

WELLS (ALLUVIUM)	JAN	FEB	MAR	APR	MAY	JUN	JUL	AUG	SEP	OCT	NOV	DEC	TOTAL
LOST CANYON NO.2	1	0	9										10
LOST CANYON NO.2A	1	1	16										18
SAND CANYON	0	1	16										17
MITCHELL 5A	0	0	10										10
MITCHELL 5B	0	0	0										0
SIERRA	1	2	17										20
NORTH OAKS EAST	1	2	16										19
NORTH OAKS CENTRAL	0	2	18										20
NORTH OAKS WEST	0	2	10										12
HONBY	0	0	13										13
STADIUM (Destroyed 3/2010)	0	0	0										0
GUIDA	8	1	14										23
CLARK	0	0	0										0
SANTA CLARA	1	0	0										1
VALLEY CENTER	4	5	27										36
TOTAL ALLUVIUM	17	16	166	0	0	0	0	0	0	0	0	0	199
CUMULATIVE ALLUVIUM	17	33	199										
=====													
SURFACE (IMPORTED)	JAN	FEB	MAR	APR	MAY	JUN	JUL	AUG	SEP	OCT	NOV	DEC	TOTAL
SC-1 BOUQUET	152	123	152										427
SC-2 HONBY	200	186	349										735
SC-3 WILEY	35	0	18										53
SC-4 HONBY #2	107	99	158										364
SC-5 RIO VISTA	31	38	133										202
SC-6 LOST CANYON	62	55	113										230
SC-7	80	58	95										233
SC-8	78	71	1										150
SC-9	101	83	92										276
SC-10	0	0	0										0
SC-11	0	0	0										0
SC-12	64	61	137										262
SC-13	42	67	111										220
TOTAL (IMPORTED)	952	844	1359	0	0	0	0	0	0	0	0	0	3155
CUMULATIVE (IMPORTED)	952	1796	3155										
=====													
VWC Inter Connection	0	0	9										
TOTAL MONTH	969	860	1534	0	0	0	0	0	0	0	0	0	3354
CUMULATIVE TOTAL	969	1829	3363										
=====													
PERCENT (WELL)	1.8%	1.9%	10.8%										5.9%
PERCENT (IMPORTED)	98.2%	98.1%	88.6%										94.1%

[This page intentionally left blank.]

SANTA CLARITA WATER DIVISION
2017 WATER PRODUCTION REPORT

2017 WATER PRODUCTION REPORT

	MONTHS												TOTAL
	JAN	FEB	MAR	APR	MAY	JUN	JUL	AUG	SEP	OCT	NOV	DEC	
TOTAL WELLS	17	16	166										199
CUMULATIVE WELLS	17	33	199										
TOTAL (IMPORTED)	952	844	1359										3155
CUMULATIVE (IMPORTED)	952	1796	3155										
TOTAL MONTH	969	860	1534										3363
CUMULATIVE MONTH	969	1829	3363										
PERCENT (WELL)	1.8%	1.9%	10.8%										5.9%
PERCENT (IMPORTED)	98.2%	98.1%	88.6%										93.8%

NOTE:

UNITS ARE ACRE FEET

2016 WATER PRODUCTION REPORT

	MONTHS												TOTAL
	JAN	FEB	MAR	APR	MAY	JUN	JUL	AUG	SEP	OCT	NOV	DEC	
TOTAL WELLS	289	320	268	419	416	462	437	319	276	187	83	9	3485
CUMULATIVE WELLS	289	609	877	1296	1712	2174	2611	2930	3206	3393	3476	3485	
TOTAL (IMPORTED)	829	1060	1185	1176	1612	1935	2404	2663	2368	2128	1712	1377	20449
CUMULATIVE (IMPORTED)	829	1889	3074	4250	5862	7797	10201	12864	15232	17360	19072	20449	
TOTAL MONTH	1118	1380	1453	1595	2028	2397	2841	2982	2644	2315	1795	1386	23934
CUMULATIVE MONTH	1118	2498	3951	5546	7574	9971	12812	15794	18438	20753	22548	23934	
PERCENT (WELL)	25.8%	23.2%	18.4%	26.3%	20.5%	19.3%	15.4%	10.7%	10.4%	8.1%	4.6%	0.6%	14.6%
PERCENT (IMPORTED)	74.2%	76.8%	81.6%	73.7%	79.5%	80.7%	84.6%	89.3%	89.6%	91.9%	95.4%	99.4%	85.4%

NOTE:

UNITS ARE ACRE FEET

2013 WATER PRODUCTION REPORT

	MONTHS												TOTAL
	JAN	FEB	MAR	APR	MAY	JUN	JUL	AUG	SEP	OCT	NOV	DEC	
TOTAL WELLS	994	499	695	675	824	726	720	607	416	497	312	297	7263
CUMULATIVE WELLS	994	1493	2188	2863	3687	4413	5133	5740	6156	6653	6965	7263	
TOTAL (IMPORTED)	584	949	1226	1630	1965	2358	2708	2849	2820	2097	1675	1473	22334
CUMULATIVE (IMPORTED)	584	1533	2759	4389	6354	8712	11420	14269	17089	19186	20861	22334	
TOTAL MONTH	1578	1448	1921	2305	2789	3084	3428	3456	3236	2594	1987	1770	29597
CUMULATIVE MONTH	1578	3026	4947	7252	10041	13125	16553	20009	23245	25839	27826	29597	
PERCENT (WELL)	63.0%	34.5%	36.2%	29.3%	29.5%	23.5%	21.0%	17.6%	12.9%	19.2%	15.7%	16.8%	24.5%
PERCENT (IMPORTED)	37.0%	65.5%	63.8%	70.7%	70.5%	76.5%	79.0%	82.4%	87.1%	80.8%	84.3%	83.2%	75.5%

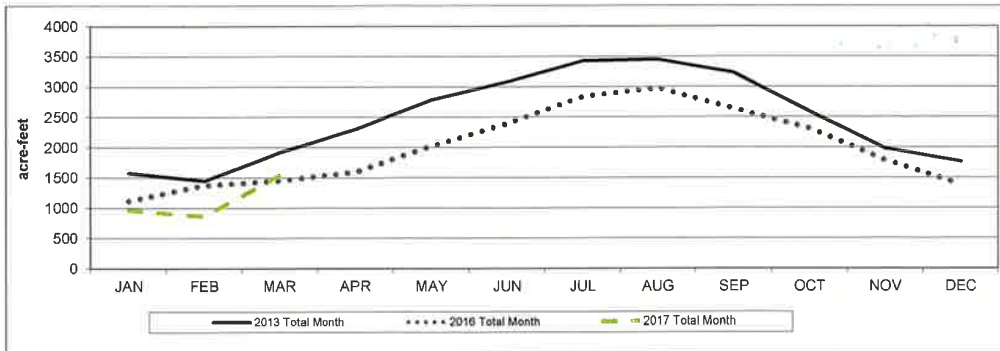
NOTE:

UNITS ARE ACRE FEET

PERCENT CHANGE	JAN	FEB	MAR	APR	MAY	JUN	JUL	AUG	SEP	OCT	NOV	DEC
		-38.6%	-40.6%	-20.1%								

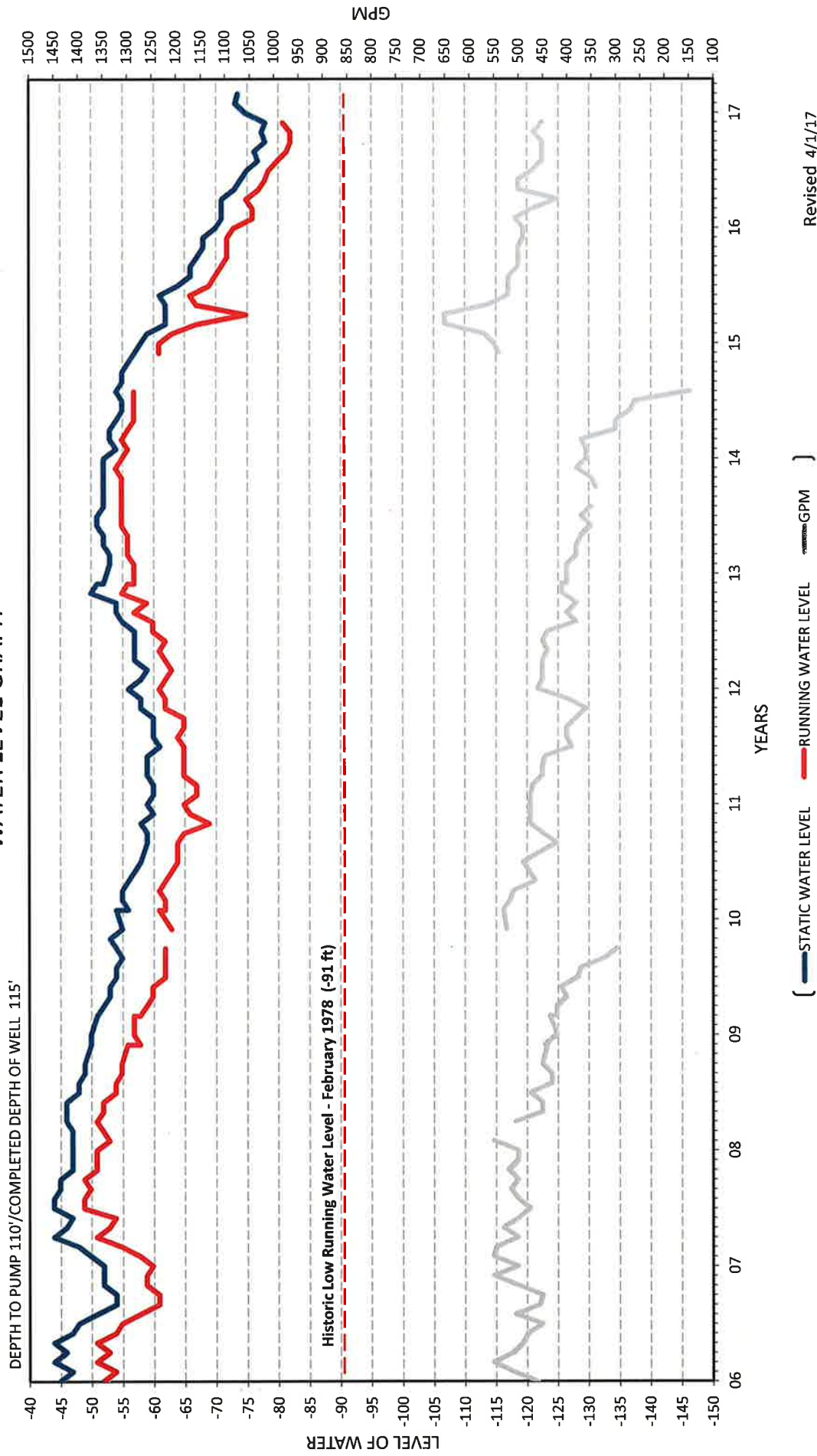
NOTE:

PERCENT CHANGE ON TOTAL MONTH
CY 17 COMPARED TO CY 13



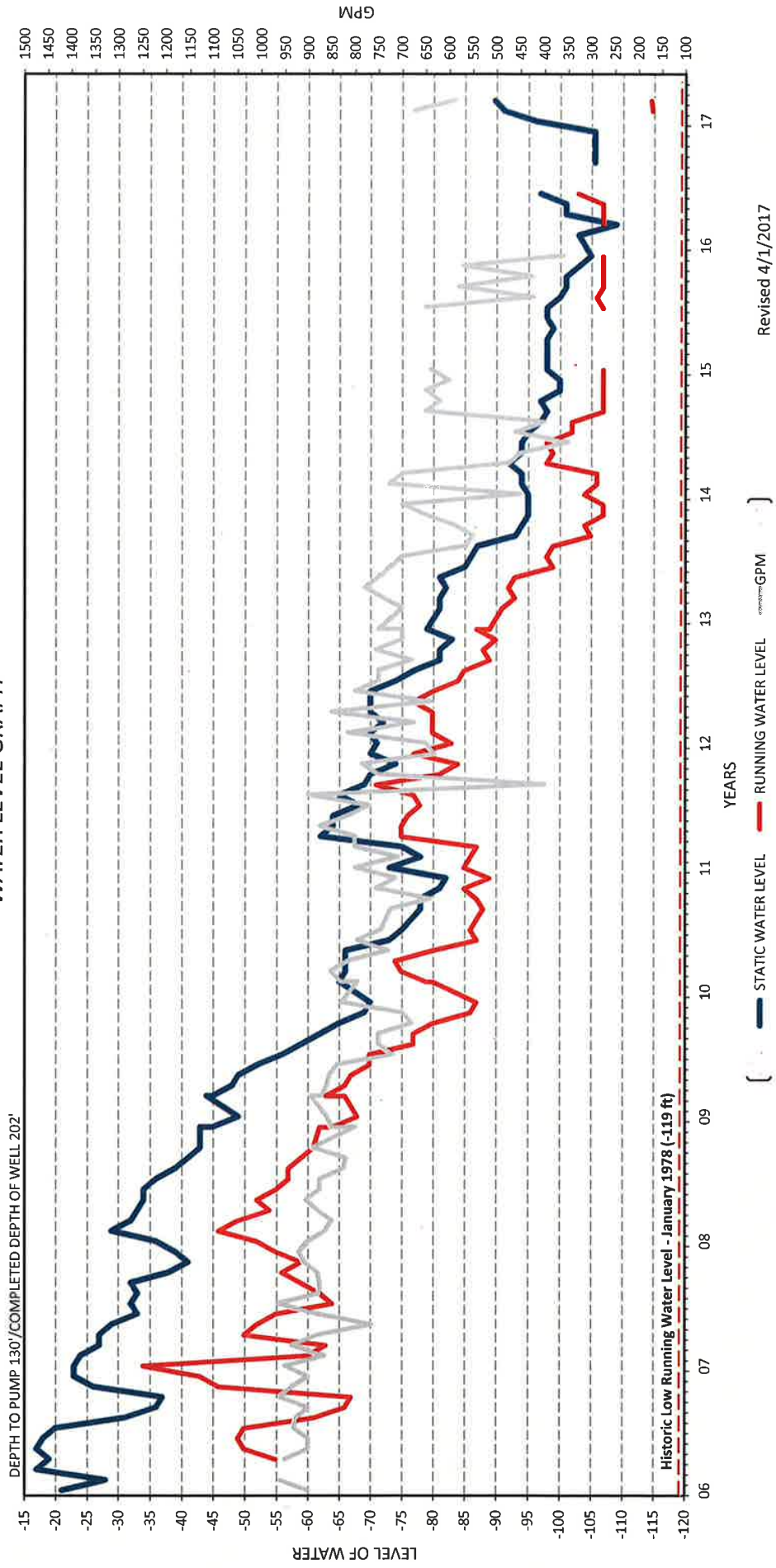
[This page intentionally left blank.]

CLARK #15 WATER LEVEL GRAPH



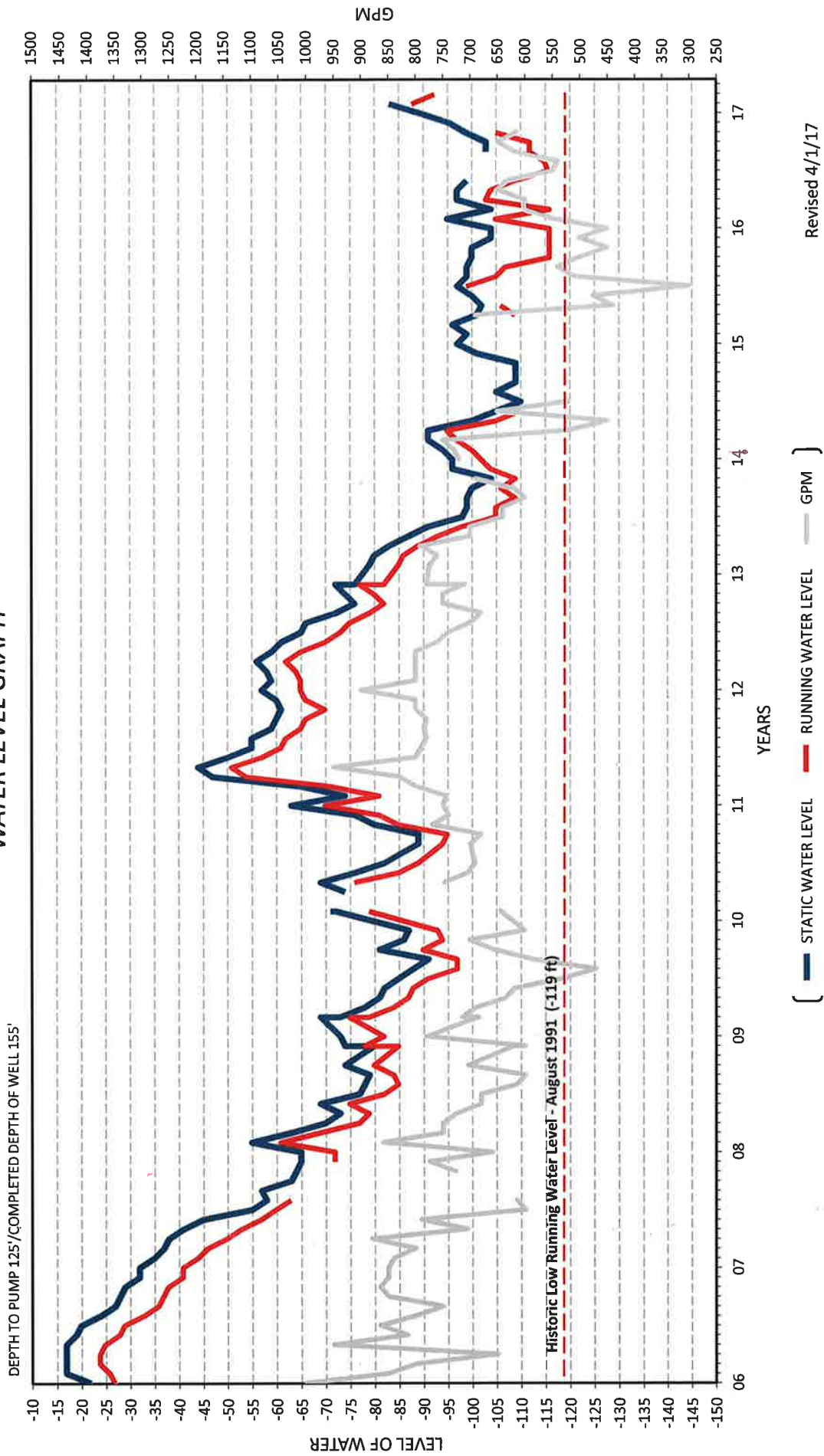
[This page intentionally left blank.]

HONBY #12 WATER LEVEL GRAPH



[This page intentionally left blank.]

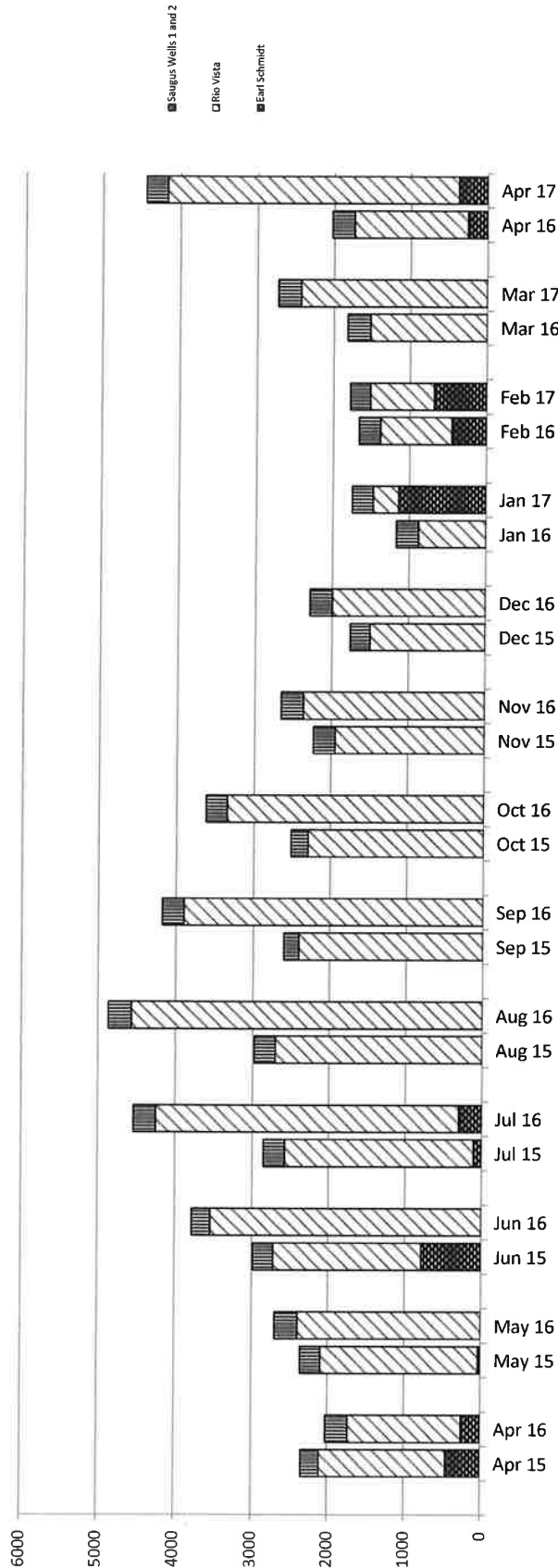
LOST CANYON #2A WATER LEVEL GRAPH



[This page intentionally left blank.]

CASTAIC LAKE WATER AGENCY
May 2017 Operations Report

Water Supply (acre-feet)




Source	May-16	Jun-16	Jul-16	Aug-16	Sep-16	Oct-16	Nov-16	Dec-16	Jan-17	Feb-17	Mar-17	Apr-17	Total
Earl Schmidt	0	0	301	0	0	0	0	0	1145	682	0	376	2504
Rio Vista	2400	3540	3943	4569	3898	3347	2368	2001	325	836	2436	3785	33448
Saugus 1 and 2	297	241	292	297	272	268	288	289	276	264	290	275	3349
Total	2697	3781	4536	4866	4170	3615	2656	2290	1746	1782	2726	4436	39301
RVWTP Use/Storage	35	39	26	32	38	66	43	12	52	-3	44	-21	363
Total Use	2680	3760	4473	4802	4209	3645	2655	2243	1787	1713	2742	4131	38840
Water Loss	-0.63%	-0.56%	-1.39%	-1.32%	0.94%	0.83%	-0.04%	-2.05%	2.35%	-3.87%	0.59%	-6.88%	-1.17%
Recycled Water	51	67	80	72	61	40	22	12	5	8	33	57	508
Valencia													

* Water loss includes water usage at Rio Vista Water Treatment Plant facilities and system storage.

**Treatment Process
April 2017**





	Perchlorate Raw Water	Perchlorate Finished Water	Raw NTU	Treated NTU	Percent Reduction	Raw Ph	Adjusted pH	Ferric Chloride Dosage	Polymer Dosage	Chlorine Dosage	Ammonia Dosage	Ozone Dosage
Rio Vista			0.9	0.06	94%	7.5	8.1	1.2	0.6	3	0.6	0.8
Earl Schmidt			0.9	0.06	94%	7.5	7.5	1.2	0.6	3.4	0.65	0.8
Saugus 1 and 2	22 ug/L	Non-Detect				7.0	7.3			3	0.6	

Chemical Treatment Cost



	FY 2005/06	FY 2006/07	FY 2007/08	FY 2008/09	FY 2009/10	FY 2010/11	FY 2011/12	FY 2012/13	FY 2013/14	FY 2014/15	FY 2015/16	FY 2016/17
Acre Feet Treated	40,505	44,493	44,732	38,275	34,610	33,441	35,653	41,504	44,909	30,571	27,456	32,030
Chemical Cost Per Acre Foot*	\$15.81	\$14.46	\$12.19	\$11.95	\$12.89	\$12.35	\$13.04	\$15.62	\$15.20	\$15.60	\$15.80	\$16.25

* The cost per acre foot includes all chemicals used in the treatment process: Chlorine Gas, Sodium Hypochlorite, Caustic Soda (Sodium Hydroxide), Ferric Chloride, Ammonia, and Cationic, non-ionic, and anionic polymers as well as the cost of liquid Oxygen, but does not include the electrical costs to produce the Ozone.



Purveyor Projections vs. Actual												
Month	SCWD Projection	SCWD Actual	%	Valencia Projection	Valencia Actual	%	Newhall Projection	Newhall Actual	%	LA County Projection	LA County Actual	Percentage of Estimate
Jul-15	2227	1731	78%	1100	690	63%	482	347	72%	0	0	0
Aug-15	2225	1800	81%	1100	773	70%	471	373	79%	0	0	73%
Sep-15	1862	1615	87%	900	582	65%	411	325	79%	0	0	78%
Oct-15	1682	1629	97%	880	550	63%	391	276	71%	0	0	79%
Nov-15	1316	1427	108%	500	547	109%	351	233	66%	0	0	83%
Dec-15	1136	1180	104%	780	364	47%	211	199	94%	0	0	102%
Jan-16	955	829	87%	440	157	36%	261	148	57%	0	0	82%
Feb-16	1060	1176	111%	400	366	92%	241	194	80%	0	0	68%
Mar-16	1136	1185	104%	750	412	55%	261	206	79%	0	0	102%
Apr-16	1305	1176	90%	920	462	50%	241	250	104%	0	0	84%
May-16	1863	1612	87%	1000	715	72%	281	319	114%	0	0	77%
Jun-16	2043	1936	95%	1220	1376	113%	291	412	142%	0	0	84%
FY 2015/16	18700	17180	92%	9990	6994	70%	3893	3282	84%	0	0	84%
Jul-16	2050	2404	117%	900	1565	174%	332	478	144%	100	0	131%
Aug-16	2075	2663	128%	880	1640	186%	352	467	133%	120	0	139%
Sep-16	1700	2368	139%	312	1305	418%	418	348	83%	100	0	141%
Oct-16	1250	2128	170%	635	1080	170%	262	372	142%	90	0	160%
Nov-16	850	1712	201%	490	607	124%	232	293	126%	85	0	158%
Dec-16	1000	1377	138%	365	620	170%	192	234	122%	0	0	143%
Jan-17	850	952	112%	645	643	100%	202	141	70%	0	0	102%
Feb-17	700	843	120%	575	763	133%	192	109	57%	0	0	117%
Mar-17	1030	1359	132%	735	1123	153%	201	216	107%	0	0	137%
Apr-17	1300	2039	157%	925	1727	187%	251	384	153%	0	0	168%
FY 2016/17	12805	17845	139%	6930	11073	160%	2528	3112	123%	495	0	141%

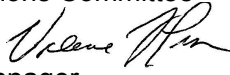
[This page intentionally left blank.]



Castaic Lake Water Agency Memorandum

May 8, 2017

To: Financial and Operations Committee

From: Valerie L. Pryor 
Assistant General Manager

Subject: Recommend Approval of a Resolution Awarding a Contract to CP Systems for Video Surveillance System Upgrades

SUMMARY

Staff recommends awarding a contract to CP Systems for video surveillance system upgrades to provide real-time and historical video records at two Agency locations, the Rio Vista Water Treatment Plant (RVWTP) and Earl Schmidt Filtration Plant (ESFP). The contract with CP Systems would include installing two new cameras and replacing twenty-six existing video surveillance cameras with upgraded high resolution camera equipment. The current cameras are also nearing the end of their useful life and are no longer available from the manufacturer. CP Systems would also upgrade the current wireless video network of the existing twenty-one wireless access points to run with Meraki cloud. Staff recommends a total contract amount not-to-exceed \$132,000 based on proposal of \$119,900 plus a 10% contingency.

DISCUSSION

The Agency's existing Wholesale System video surveillance system is comprised of thirty-three cameras, twenty-three at Rio Vista Water Treatment Plant and ten at Earl Schmidt Filtration Plant. Twenty-six cameras are over seven years old and nearing the end of their useful life and are no longer available from the manufacturer. These cameras and the video management software need to be upgraded to current technology for greater security monitoring of critical sites at Agency locations.

Selection Process

A Request for Proposal (RFP) was published on online bidding platform PlanetBids, posted on the Wholesale and Retail websites, and on Facebook. The RFP was advertised in *The Signal* newspaper on March 15, 21 and 25, 2017. A mandatory pre-proposal site visit was held on March 29, 2017 and all bidders were encouraged to attend. Eleven interested firms attended the site visit held at RVWTP and ESFP locations. Six proposals were received. A panel of three Agency employees reviewed the proposals and verified references of the top three firms.

Proposal Analysis

The six proposals were evaluated in four categories: professional response, vendor's qualifications, cost assessment, and references. The proposals ranged from \$102,400 to \$371,900. Staff analyzed the information in the six proposals and developed sub-functional areas to ensure that data was being analyzed in a comparable manner. Staff recommends the contract be awarded to CP Systems. The recommended firm provided a solid technical plan, fast response time for services, provided good references and a competitive price.

Proposed Contract

Staff recommends a contract for a total amount not-to-exceed \$132,000 (\$119,900 plus a 10% contingency) for the video surveillance system upgrade project.

FINANCIAL CONSIDERATIONS

The estimated cost of this contract is \$132,000. The FY 2016/17 Budget for this project is \$200,000 and is funded by one percent property tax revenues.

RECOMMENDATION

That the Financial and Operations Committee recommend the Board of Directors adopt the attached resolution authorizing the General Manager to enter into a contract with CP Systems for the video surveillance system upgrades in an amount not-to-exceed \$132,000.

VLP

Attachment

M65

RESOLUTION NO.

**RESOLUTION OF THE
BOARD OF DIRECTORS OF THE
CASTAIC LAKE WATER AGENCY
AWARDING A CONTRACT TO CP SYSTEMS
FOR VIDEO SURVEILLANCE SYSTEMS UPGRADES**

WHEREAS, the Board of Directors has determined that video surveillance system upgrades would enhance security for the RVWTP and ESFP properties and would address the security issues of the Agency; and

WHEREAS, the proposals were scored in four functional areas: (1) professional response, (2) vendor's qualifications, (3) cost assessment and (4) references; and

WHEREAS, CP Systems received a high score based on a technical plan, fast response time for services, good references and competitive price; and

WHEREAS, the Board finds, after consideration of the recommendation of staff, that CP Systems offers the services the Agency needs.

NOW THEREFORE, BE IT RESOLVED, that the Board of Directors of the Castaic Lake Water Agency does authorize the General Manager to execute a contract in an amount not to exceed \$132,000 with CP Systems, subject to review and approval by Legal Counsel.

[This page intentionally left blank.]



**Retail
Finance
and
Expenditure
Report
March 2017**

[This page intentionally left blank.]

SANTA CLARITA WATER COMPANY
COMPARATIVE MONTHLY BILLING AND CUSTOMERS

<u>Month</u>		<u>FY 2011/12</u>	<u>FY 2012/13</u>	<u>FY 2013/14</u>	<u>FY 2014/15</u>	<u>FY 2015/16</u>	<u>FY 2016/17</u>	<u>Increase (Decrease)</u>
July	Billed	2,685,842	3,759,148	3,892,161	3,274,573	2,618,096	2,989,304	371,208
	Customers	28,114	28,337	28,758	29,270	29,592	30,337	745
August	Billed	2,981,507	2,524,356	2,477,684	3,274,278	2,541,148	3,194,708	653,561
	Y-T-D Customers	5,667,349 28,162	6,283,504 28,374	6,369,845 28,845	6,548,851 29,286	5,159,244 29,603	6,184,013 30,357	1,024,769 754
September	Billed	3,017,552	3,345,948	3,210,215	3,143,418	2,603,494	3,370,120	766,626
	Y-T-D Customers	8,684,901 28,171	9,629,452 28,390	9,580,060 28,890	9,692,269 29,327	7,762,738 29,676	9,554,132 30,443	1,791,394 767
October	Billed	2,640,048	3,683,937	3,913,719	2,944,686	2,556,755	3,318,158	761,403
	Y-T-D Customers	11,324,949 28,195	13,313,389 28,416	13,493,780 28,937	12,636,955 29,369	10,319,493 29,770	12,872,290 30,507	2,552,797 737
November	Billed	2,285,840	2,010,788	2,106,384	2,671,071	2,452,943	2,806,944	354,001
	Y-T-D Customers	13,610,788 28,191	15,324,177 28,435	15,600,164 28,960	15,308,026 29,397	12,772,436 29,784	15,679,234 30,537	2,906,798 753
December	Billed	1,781,331	2,128,473	2,350,910	2,243,834	2,276,186	2,491,402	215,216
	Y-T-D Customers	15,392,119 28,237	17,452,650 28,477	17,951,074 29,067	17,551,860 29,418	15,048,622 29,828	18,170,636 30,593	3,122,014 765
January	Billed	1,907,169	2,110,058	2,067,673	1,843,858	2,019,978	2,023,221	3,243
	Y-T-D Customers	17,299,288 28,250	19,562,708 28,499	20,018,747 29,085	19,395,718 29,425	17,068,599 30,063	20,193,857 30,618	3,125,257 555
February	Billed	1,930,461	1,446,673	2,338,253	1,932,064	1,771,606	1,740,825	(30,781)
	Y-T-D Customers	19,229,749 28,225	21,009,381 28,538	22,357,000 29,134	21,327,782 29,434	18,840,206 30,093	21,934,682 30,632	3,094,476 539
March	Billed	1,990,963	1,909,701	2,058,312	1,882,036	2,011,966	1,739,706	(272,260)
	Y-T-D Customers	21,220,713 28,259	22,919,082 28,580	24,415,312 29,171	23,209,817 29,444	20,852,172 30,163	23,674,388 30,702	2,822,217 539
April	Billed	1,917,892	2,748,056	2,098,341	2,181,342	2,055,400		
	Y-T-D Customers	23,138,605 28,269	25,667,139 28,643	26,513,653 29,201	25,391,159 29,442	22,907,572 30,199		
May	Billed	2,083,470	1,970,583	2,475,870	2,351,788	2,269,230		
	Y-T-D Customers	25,222,075 28,317	27,637,722 28,658	28,989,522 29,216	27,742,947 29,474	25,176,801 30,234		
June	Billed	2,726,889	2,806,693	2,945,043	2,218,952	2,607,935		
	Y-T-D Customers	27,948,964 28,330	30,444,415 28,688	31,934,566 29,232	29,961,899 29,502	27,784,736 30,278		
Total Average	Billed Customers	27,948,964 28,227	30,444,415 28,503	31,934,566 29,041	29,961,899 29,399	27,784,736 29,940		

**CASTAIC LAKE WATER AGENCY
SANTA CLARITA WATER DIVISION
PRO-FORMA CASH REPORT
Preliminary**

	March				12 months ending June 30, 2017			
	Budget	Actual	Over/(Under) \$	Budget %	Annual Budget	Revised Estimate	Over/(Under) \$	Budget %
Beginning Balance at 3/1/17	24,416,667	31,010,862	6,594,195		28,403,917	28,403,917	-	
Water Sales	1,968,341	1,885,806	(82,535)	-4.2%	28,840,800	31,153,735	2,312,935	8.0%
Other- Incl'd Interest & Rental Inc.	43,440	51,331	7,891	18.2%	605,520	737,327	131,807	21.8%
	<u>26,428,448</u>	<u>32,947,999</u>	<u>6,519,551</u>	<u>24.7%</u>	<u>57,850,237</u>	<u>60,294,979</u>	<u>2,444,742</u>	<u>4.2%</u>
Disbursements								
Purchased Water	770,535	753,699	(16,836)	-2.2%	10,706,000	11,129,258	423,258	4.0%
Power for Pumping	90,000	142,126	52,126	57.9%	1,700,000	1,919,208	219,208	12.9%
Payroll- Regular	328,108	307,093	(21,015)	-6.4%	4,265,400	4,035,395	(230,005)	-5.4%
Payroll- Overtime and On-Call	13,992	15,016	1,024	7.3%	181,900	192,956	11,056	6.1%
Shared Labor/Burden and Benefits from CLWA	47,731	48,338	607	1.3%	620,500	586,530	(33,970)	-5.5%
Outside Services	232,592	59,642	(172,950)	-74.4%	2,791,100	2,112,169	(678,931)	-24.3%
Professional Services - Legal	10,665	6,563	(4,102)	-38.5%	140,000	186,570	46,570	33.3%
Professional Services - Other	13,750	14,767	1,017	7.4%	165,000	138,015	(26,985)	-16.4%
Other								
Customer Refunds	-	205	205		-	57,310	57,310	
Vehicle and Equipment Expense	24,958	18,352	(6,606)	-26.5%	299,500	253,302	(46,198)	-15.4%
Payroll Taxes	4,946	5,102	156	3.2%	64,300	64,114	(186)	-0.3%
Pension and Benefits	140,000	140,710	710	0.5%	1,868,400	1,772,735	(95,665)	-5.1%
OPEB	32,000	35,080	3,080	9.6%	393,000	429,038	36,038	9.2%
Insurance	52,000	53,952	1,952	3.8%	361,100	354,589	(6,511)	-1.8%
Rental Expense	3,000	1,995	(1,005)	-33.5%	23,000	19,372	(3,628)	-15.8%
Utilities	10,600	13,184	2,584	24.4%	139,200	147,826	8,626	6.2%
Uniforms	1,592	1,007	(585)	-36.7%	19,100	14,496	(4,604)	-24.1%
Material and Supply Expense	101,883	138,842	36,959	36.3%	1,222,600	1,331,049	108,449	8.9%
Dues and Membership	9,000	4,191	(4,809)	-53.4%	60,200	44,448	(15,752)	-26.2%
Directors Compensation	1,000	1,141	141	14.1%	12,000	10,190	(1,810)	-15.1%
Employee Expense	3,017	176	(2,841)	-94.2%	36,200	27,269	(8,931)	-24.7%
Miscellaneous Operating Expense	10,567	544	(10,023)	-94.9%	126,800	74,022	(52,778)	-41.6%
Less: Capitalized Expense - Co.	(8,525)	(604)	7,921	-92.9%	(102,300)	(76,851)	25,449	-24.9%
- Non Co.	(2,758)	(18,602)	(15,844)	574.5%	(33,100)	(182,439)	(149,339)	451.2%
sub-total Other	383,280	395,275	11,995	3.1%	4,490,000	4,340,470	(149,530)	-3.3%
Total Operating Disbursements	1,890,653	1,742,519	(148,134)	-7.8%	25,059,900	24,640,571	(419,330)	-1.7%
COP Series 2010B Principal and Interest Payment	-	-	-		670,588	670,582	(6)	0.0%
Revenue Bond Series 2011A Principal and Interest Payment	-	-	-		2,138,512	2,138,481	(32)	0.0%
Capital Expenditures- Retail Division*	569,267	251,813	(317,454)	-55.8%	6,831,200	4,518,948	(2,312,252)	-33.8%
	<u>2,459,920</u>	<u>1,994,332</u>	<u>(465,588)</u>	<u>-18.9%</u>	<u>34,700,200</u>	<u>31,968,581</u>	<u>(2,731,619)</u>	<u>-7.9%</u>
Ending Balance at 3/31/17	<u>23,968,528</u>	<u>30,953,667</u>	<u>6,985,139</u>	<u>29.1%</u>	<u>23,150,037</u>	<u>28,326,398</u>	<u>5,176,361</u>	<u>22.4%</u>
	-	-	-		-	-	-	

* Includes Expansion projects which will be transferred from Expansion Fund when the projects are complete.

**CASTAIC LAKE WATER AGENCY
SANTA CLARITA WATER DIVISION
PRO-FORMA CASH REPORT
FY 2016/17**

CLWA ACCOUNT	July	August	September	October	November	December	January	February	March	April	May	June	Revised
	Actual	Actual	Actual	Actual	Actual	Actual	Actual	Actual	Actual	Estimate	Estimate	Estimate	Estimate
Beginning Balance	28,403,917	28,043,273	29,130,264	28,559,539	30,153,327	31,584,045	32,012,290	31,401,628	31,010,862	30,953,667	30,049,498	29,270,885	28,403,917
Cash Receipts	3,075,813	3,476,024	2,525,643	3,876,224	3,332,632	2,435,804	2,645,985	1,601,819	1,937,137	2,241,044	2,420,938	2,339,807	31,891,062
	31,479,730	31,519,297	31,656,907	32,435,763	33,485,959	34,019,849	34,658,275	33,003,447	32,947,999	33,194,711	32,470,436	31,610,692	60,294,979
Disbursements													
Purchased Water	907,956	1,004,083	1,057,059	996,675	947,431	862,394	793,772	777,267	753,699	962,567	1,020,207	1,046,148	11,129,258
Power for Pumping	74,720	153,312	332,316	243,995	27,945	186,403	11,127	272,264	142,126	150,000	150,000	175,000	1,919,208
Payroll	301,764	466,204	335,679	325,225	318,694	335,379	480,183	318,290	322,109	341,608	341,608	341,608	4,228,351
Shared Labor/Burden & Benefits CLWA	40,015	62,653	43,135	46,325	45,013	46,867	65,421	45,570	48,338	47,731	47,731	47,731	586,530
Outside Services	307,802	141,277	111,494	122,185	92,734	73,466	74,676	110,325	59,642	345,792	345,792	345,792	2,112,169
Professional - Legal	36,296	35,334	3,075	39,304	14,163	14,378	8,903	3,554	6,563	5,000	10,000	10,000	186,570
Professional - Other	17,436	7,164	19,934	966	3,530	3,575	1,726	3,917	14,767	25,000	20,000	20,000	138,015
Other	252,697	468,233	397,006	403,537	389,545	424,502	299,491	311,370	395,275	323,872	320,570	354,372	4,340,470
	1,938,686	2,338,260	2,299,698	2,178,212	1,839,055	1,946,964	1,735,299	1,842,557	1,742,519	2,201,570	2,255,908	2,340,651	24,640,571
COP Principal and Interest Payment	335,294	-	-	-	-	-	335,288	-	-	-	-	-	670,582
Revenue Bond Principal and Interest Payment	1,069,256	-	-	-	-	-	1,069,224	-	-	-	-	-	2,138,481
Capital Expenditures- Retail Division	93,221	50,773	797,670	104,224	62,859	60,595	116,836	150,028	251,813	943,643	943,643	943,643	4,518,948
Capital Expenditures- COP	-	-	-	-	-	-	-	-	-	-	-	-	-
Total Disbursements	3,436,457	2,389,033	3,097,368	2,282,436	1,901,914	2,007,559	3,256,647	1,992,585	1,994,332	3,145,213	3,199,551	3,284,294	31,968,581
Ending Balance	28,043,273	29,130,264	28,559,539	30,153,327	31,584,045	32,012,290	31,401,628	31,010,862	30,953,667	30,049,498	29,270,885	28,326,398	28,326,398

**CASTAIC LAKE WATER AGENCY
SANTA CLARITA WATER DIVISION
PRO-FORMA CASH REPORT
Fiscal Year Comparison**

	FY 2012/13 Actual	FY 2013/14 Actual	FY 2014/15 Actual	FY 2015/16 Actual	FY 2016/17 Estimated
Beginning Balance	24,722,448	27,202,406	28,985,121	29,035,414	28,403,919
Water Sales	30,322,257	32,044,913	30,348,919	27,121,329	31,153,735
Other- Including Interest and Rental Income	466,950	491,881	596,296	1,365,513	737,327
	<u>55,511,655</u>	<u>59,739,200</u>	<u>59,930,336</u>	<u>57,522,256</u>	<u>60,294,981</u>
Disbursements					
Purchased Water	8,075,382	8,250,004	7,752,831	8,142,302	11,129,258
Power for Pumping	1,559,152	1,735,296	1,927,936	1,664,988	1,919,208
Payroll	3,953,267	4,192,582	4,369,231	4,216,721	4,814,881
Outside Services	1,558,421	1,731,548	1,965,414	2,033,757	2,112,169
Professional Services - Legal	99,871	69,736	108,908	136,223	186,570
Professional Services - Other	286,723	153,064	89,740	100,107	138,015
Other	3,538,865	3,552,807	3,635,798	4,407,542	4,340,472
	<u>19,071,681</u>	<u>19,685,037</u>	<u>19,849,858</u>	<u>20,701,640</u>	<u>24,640,573</u>
COP Principal and Interest Payment	961,086	959,754	1,242,459	972,686	670,582
Revenue Bond Principal and Interest Payment	3,623,342	4,074,661	6,257,237	4,502,299	2,138,481
Capital Expenditures	4,199,280	6,034,627	3,545,368	2,941,712	4,518,948
Total Disbursements	<u>27,855,389</u>	<u>30,754,079</u>	<u>30,894,922</u>	<u>29,118,337</u>	<u>31,968,583</u>
Cal PERS Side Fund Payment	(453,860)				
Ending Balance	<u>27,202,406</u>	<u>28,985,121</u>	<u>29,035,414</u>	<u>28,403,919</u>	<u>28,326,398</u>

Reserve Funds

Operating Expense Fund	FY 2016/17 Beginning Balance	FY 2016/17 Additions	Target FY 2016/17 Total in Reserves	
	\$ 5,691,100	\$ 430,425	\$ 6,265,000	
Rate Stabilization Fund	FY 2016/17 Beginning Balance	FY 2016/17 Additions	Target FY 2016/17 Total in Reserves	
	\$ 2,653,530	\$ 172,913	\$ 2,884,080	
Capital Reserve Fund	FY 2016/17 Beginning Balance	FY 2016/17 Additions	Target FY 2016/17 Total in Reserves	
	\$ 1,000,000	\$ -	\$ 1,000,000	
Emergency Reserve Fund	FY 2016/17 Beginning Balance	FY 2016/17 Additions	Target FY 2016/17 Total in Reserves	
	\$ 1,000,000	\$ -	\$ 1,000,000	
Unrestricted Fund	FY 2016/17 Beginning Balance	FY 2016/17 Additions	FY 2016/17 Estimated Use of Reserves	FY 2016/17 Estimated Year End Total in Fund
	\$ 18,668,416	\$ -	\$ 3,803,350	\$ 14,865,066
SCWD Capital Project Funds	FY 2016/17 Beginning Balance	FY 2016/17 Additions	FY 2016/17 Estimated Use of Reserves	FY 2016/17 Estimated Year End Total in Fund
Capital Project Fund from Operating Revenues	\$ -	\$ 6,831,200	\$ 4,518,948	\$ 2,312,252
Total Reserve and Capital Project Funds			\$	28,326,398

SCWD Fund Summary

Operating Expense Reserve Fund – 25% of Annual Operating Expense Budget

The Operating Expense Fund is to be used for working cash and unscheduled costs relating to the operation of the retail water system. Additions to the Operating Expense Fund are made from retail water revenues. The Fund was established in January 2004 to reach the target by June 2017. Currently the Operating Reserve Fund is set at 25% of annual operating expense budget.

	FY 2016/17 Beginning Balance*	FY 2016/17 Year to Date Additions	FY 2016/17 Year to Date Total in Reserves	Target as of June 2017
Operating Expense Fund	\$ 5,691,100	\$ 430,425	\$ 6,121,525	\$ 6,265,000

Rate Stabilization Reserve Fund – 10% of Annual Operating Revenue Budget

The Rate Stabilization Fund covers variations in water sales resulting from unusual seasons, major consumption reduction due to voluntary conservation and to adjust for net loss of revenues in the event of a catastrophic loss of imported water supplies which serves to defer rate increases due to temporary reductions in water sales. The Fund was established in January 2004. Currently the Rate Stabilization Fund is set at 10% of annual operating revenue budget, proposing to increase to 15% pending Board approval.

	FY 2016/17 Beginning Balance*	FY 2016/17 Year to Date Additions	FY 2016/17 Year to Date Total in Reserves	Target as of June 2017*
Rate Stabilization Fund	\$ 2,653,530	\$ 172,913	\$ 2,826,443	\$ 2,884,080

* Based on current 10% Target

Capital Reserve Fund - \$1,000,000

The Capital Reserve Fund is to cover unexpected and unplanned infrastructure and replacement repairs not included in the budget. The Fund was established in November 2013 to reach the target by June 2017. Currently the Capital Reserve Fund is set at a flat amount of \$1,000,000, proposing to increase to \$6,000,000 which is the average annual CIP pending Board approval.

	FY 2016/17 Beginning Balance	FY 2016/17 Estimated Additions	FY 2016/17 Estimated Use of Reserves	FY 2016/17 Year to Date Total in Fund
Capital Reserve Fund	\$ 1,000,000	\$ -	\$ -	\$ 1,000,000

Emergency Reserve Fund - \$1,000,000

The Emergency Reserve Fund is to cover emergency repairs due to unforeseen natural disasters such as earthquake, fire, etc. The Emergency Fund would assist to cover immediate repairs to restore SCWD's operations for continued water deliver to its customers. The fund was established in May 2015 to distinguish it from the Capital Reserve Fund to be fully funded by June 2016. Currently the Emergency Reserve Fund is set at a flat amount of \$1,000,000.

	FY 2016/17 Beginning Balance	FY 2016/17 Estimated Additions	FY 2016/17 Estimated Use of Reserves	FY 2016/17 Year to Date Total in Fund
Emergency Reserve Fund	\$ 1,000,000	\$ -	\$ -	\$ 1,000,000

SCWD Fund Summary

Unrestricted Fund

The Unrestricted Fund balance is the residual net resources in excess of the Operating Expense Fund, the Rate Stabilization Fund, the Capital Reserve Fund, the Emergency Reserve Fund and the CIP Fund. The Unrestricted Fund can be used to fund future CIP, increase the existing or add new Reserve Funds and/or mitigate any future risks and ensure the Division's creditworthiness. Unrestricted amounts are available for any purposes with the Board of Director's approval. The liquidity of the Unrestricted Fund will maintain and possibly strengthen the Division's credit rating.

	FY 2016/17 Beginning Balance	FY 2016/17 Estimated Additions	FY 2016/17 Estimated Use of Reserves	FY 2016/17 Year to Date Total in Fund
Unrestricted Fund	\$ 18,668,416	\$ -	\$ 3,803,350	\$ 14,865,066

Capital Project Funds

FY 2016/17 Capital Improvement Program (CIP) is funded through the Capital Project Fund including \$1,491,500 of Expansion Projects which will be transferred to the Expansion Fund at project completion. The Capital Project Fund and Expansion Fund cover 100% of identified projects in the FY 2016/17 Budget.

	FY 2016/17 Beginning Balance	FY 2016/17 Additions	FY 2016/17 Estimated Use of Reserves	FY 2016/17 Year End Total in Fund
Capital Project Fund from Operating Revenues	\$ -	\$ 6,831,200	\$ 4,518,948	\$ 2,312,252

SCWD Detail Cash Report for Capital Projects

Capital Expenditures- from Operating Revenues

<u>Project #</u>	<u>Project Name</u>	<u>Date</u>	<u>Vendor</u>	<u>Amount</u>
S09-703	3.25 MG Placerita Tank	03/15/2017	BEST BEST & KRIEGER LLP	\$137.50
		03/15/2017	KANOWSKY & ASSOCIATES	\$1,776.36
		03/29/2017	VERTEX SURVEY, INC.	\$5,412.50
			Payroll and Benefits	<u>\$354.81</u>
				\$7,681.17
S15-703	Clark Well	03/01/2017	USABUEBOOK	\$1,213.97
		03/15/2017	HOME DEPOT CREDIT SERVICES	\$138.92
		03/15/2017	PHYL-MAR ELECTRICAL SUPPLY	\$507.31
		03/22/2017	ANDREWS POWDER COATING, INC.	\$5,469.37
		03/29/2017	PHYL-MAR ELECTRICAL SUPPLY	<u>\$690.08</u>
				\$8,019.65
S15-714	Placerita Booster Station - SC-12	03/01/2017	CIVILTEC ENGINEERING INC.	\$3,021.25
S15-717	Placerita Tank No. 2 Interior Coating Replacement/Retrofit	03/01/2017	FASTENAL COMPANY	\$375.95
		03/01/2017	USABUEBOOK	\$1,196.46
		03/08/2017	WEST COAST INDUSTRIAL COATINGS, INC	\$72,000.00
		03/08/2017	WEST COAST INDUSTRIAL COATINGS, INC - Retention	-\$3,600.00
			Payroll and Benefits	<u>\$124.66</u>
				\$70,097.07
S16-705	Booster Allowance FY 2016/17	03/01/2017	DELTA MOTOR CO. INC.	\$5,483.75
		03/08/2017	WRIGHT'S SUPPLY INC.	\$4,355.04
		03/22/2017	UNITED WELL SERVICES, INC.	\$9,987.04
		03/29/2017	UNITED WELL SERVICES, INC.	<u>\$9,987.04</u>
				\$29,812.87
S16-708	Mesa Bridge and Tank Road	03/29/2017	STAATS CONSTRUCTION INC.- Retention	\$3,305.45
S16-709	Dean Tank No. 2 Interior Coating Replacement/Retrofit	03/15/2017	CSI SERVICES, INC	\$555.00
		03/29/2017	SPIESS CONSTRUCTION CO., INC.	\$36,230.00
		03/29/2017	SPIESS CONSTRUCTION CO., INC.- Retention	-\$1,811.50
			Payroll and Benefits	<u>\$124.66</u>
				\$35,098.16
S16-710	Earthquake Valve Retrofit	03/29/2017	AES WATER, INC.	\$94,777.75
			Total	\$251,813.37

SCWD Accounts Payable Summary and Disbursements to Consultants Mar 1, 2017 - Mar 31, 2017

Disbursements \$10,000 - \$25,000

Check Number	Vendor Name	Check Date	BudUnitTitle	Transaction Description	Transaction Amount
88908	STAATS CONSTRUCTION INC.	03/01/2017	ENTERPRISE FUND (SCWD)	S15611 RET	\$20,849.50
88959	CASTAIC LAKE WATER AGENCY	03/15/2017	ADMINISTRATIVE OPER.	SOFTWARE LIC	\$14,071.93
88959	CASTAIC LAKE WATER AGENCY	03/15/2017	ENTERPRISE FUND (SCWD)	4 QTR W. COMP	\$15,500.00
88997	BROOKFIELD SO CA LAND LLC	03/22/2017	ENTERPRISE FUND (SCWD)	REIMB OVERPYMT	\$12,580.23
89024	AQUA METRIC SALES CO.	03/29/2017	ENTERPRISE FUND (SCWD)	3/4" I-PERI TR/PL METERS	\$10,193.44
89028	CIVILTEC ENGINEERING INC.	03/29/2017	DEVELOPER FUNDED PROJECTS	S16623	\$12,883.75
					\$86,078.85

Disbursements over \$25,000

Check Number	Vendor Name	Check Date	BudUnitTitle	Transaction Description	Transaction Amount
88925	CASTAIC LAKE WATER AGENCY	03/08/2017	SOURCE OF SUPPLY OPER.	FEB FIXED	\$586,820.75
88925	CASTAIC LAKE WATER AGENCY	03/08/2017	SOURCE OF SUPPLY OPER.	FEB SAUGUS	\$38,250.00
88925	CASTAIC LAKE WATER AGENCY	03/08/2017	SOURCE OF SUPPLY OPER.	FEB VARIABLE	\$128,628.02
88953	WEST COAST INDUSTRIAL COATINGS, INC	03/08/2017	COMPANY FUNDED PROJECTS	S15717	\$72,000.00
88956	ACWA /JPIA	03/15/2017	ENTERPRISE FUND (SCWD)	PROP INS 4/17-4/18	\$28,687.00
88959	CASTAIC LAKE WATER AGENCY	03/15/2017	ADMINISTRATIVE OPER.	FEB INS	\$59,372.92
88959	CASTAIC LAKE WATER AGENCY	03/15/2017	ADMINISTRATIVE OPER.	SH EMP	\$48,338.01
88959	CASTAIC LAKE WATER AGENCY	03/15/2017	ENTERPRISE FUND (SCWD)	FEB P/R	\$443,627.31
88959	CASTAIC LAKE WATER AGENCY	03/15/2017	PUMPING OPERATION	SUNPOWER NOV & DEC	\$65,228.82
88975	MESA ENGINEERING	03/15/2017	DEVELOPER FUNDED PROJECTS	S14602	\$44,780.75
88985	SO. CALIFORNIA EDISON CO.	03/15/2017	PUMPING OPERATION	FEB	\$53,609.45
88987	STAATS CONSTRUCTION INC.	03/15/2017	DEVELOPER FUNDED PROJECTS	S15611	\$291,600.00
89022	AES WATER, INC.	03/29/2017	COMPANY FUNDED PROJECTS	S16710	\$94,777.75
89024	AQUA METRIC SALES CO.	03/29/2017	ENTERPRISE FUND (SCWD)	MXU520MSP T/C MODULE	\$29,301.43
89037	SPIESS CONSTRUCTION CO., INC.	03/29/2017	COMPANY FUNDED PROJECTS	S16709	\$36,230.00
					\$2,021,252.21

**Disbursements to Consultants
PROFESSIONAL SERVICES-LEGAL**

Check Number	Vendor Name	Check Date	BudUnitTitle	Transaction Description	Transaction Amount
88958	BEST BEST & KRIEGER LLP	03/15/2017	ADMINISTRATIVE OPER.	S10808	\$2,710.00
88958	BEST BEST & KRIEGER LLP	03/15/2017	ADMINISTRATIVE OPER.	S16804	\$2,195.00
88958	BEST BEST & KRIEGER LLP	03/15/2017	ADMINISTRATIVE OPER.	S16812	\$110.00
88978	NOSSAMAN LLP	03/15/2017	ADMINISTRATIVE OPER.	S98806	\$420.75
89026	BEST BEST & KRIEGER LLP	03/29/2017	ADMINISTRATIVE OPER.	S10808	\$385.00
89026	BEST BEST & KRIEGER LLP	03/29/2017	ADMINISTRATIVE OPER.	S10808	\$742.50
					\$6,563.25

SCWD Accounts Payable Summary and Disbursements to Consultants Mar 1, 2017 - Mar 31, 2017

PROFESSIONAL SERVICES-OTHER

Check Number	Vendor Name	Check Date	BudUnit/Title	Transaction Description	Transaction Amount
88939	NEWHALL COUNTY WATER DIST.	03/08/2017	CONSERVATION	S16807	\$381.81
88976	NEWHALL COUNTY WATER DIST.	03/15/2017	CONSERVATION	S16810	\$1,822.91
89012	RAFTELIS FINANCIAL CONSULTANTS, INC	03/22/2017	ADMINISTRATIVE OPER.	SVC FEB	\$9,955.00
89040	VALENCIA WATER COMPANY	03/29/2017	ADMINISTRATIVE OPER.	S16808	\$2,607.63
					\$14,767.35

SCWD CHECK REGISTER Mar 1, 2017 - Mar 31, 2017

CUSTOMER REFUNDS

Check Number	Vendor Name	Check Date	BudUnitTitle	Transaction Description	Amount
88882	BARNARD CONSTRUCTION	03/01/2017	ENTERPRISE FUND (SCWD)	REFUND HYDRANT METER	\$1,008.96
88890	DOUGLAS C. FELDERMAN	03/01/2017	ENTERPRISE FUND (SCWD)	REF 17121 MISS GRACE	\$54.41
88891	ENVIRONMENTAL MANAGEMENT	03/01/2017	ENTERPRISE FUND (SCWD)	REFUND HYDRANT METER	\$973.61
88894	GARY & RALPH WHITE	03/01/2017	ENTERPRISE FUND (SCWD)	REF 19519 STEINWAY	\$19.30
88895	GLEN & CAROL EDEN	03/01/2017	ENTERPRISE FUND (SCWD)	REF 17629 WREN	\$81.16
88899	NICHOLAS BOXLEY	03/01/2017	ENTERPRISE FUND (SCWD)	REF 27656 CARAWAY	\$37.59
88909	TAMILA JENSEN	03/01/2017	ENTERPRISE FUND (SCWD)	REF 20801 KINGSCREST	\$12.11
88913	WILLIAMS HOMES, INC	03/01/2017	ENTERPRISE FUND (SCWD)	REFUND TEMP METER	\$714.85
			HYDRANT METER DEPOSITS INCLUDED IN REFUND		-\$2,697.42
					204.57

DIRECTOR COMPENSATION

Check Number	Vendor Name	Check Date	BudUnitTitle	Transaction Description	Transaction Amount
88959	CASTAIC LAKE WATER AGENCY	03/15/2017	ADMINISTRATIVE OPER.	STIPEND	\$1,140.75
					\$1,140.75

DUES & MEMBERSHIPS

Check Number	Vendor Name	Check Date	BudUnitTitle	Transaction Description	Transaction Amount
88963	CJWCC	03/15/2017	CONSERVATION	S16805	\$4,081.25
89019	WELLS FARGO - CSMFO	03/22/2017	ADMINISTRATIVE OPER.	MEMBERSHIP CSMFO	\$110.00
					\$4,191.25

EMPLOYEE EXPENSE

Check Number	Vendor Name	Check Date	BudUnitTitle	Transaction Description	Transaction Amount
88884	BRENT PAYNE	03/01/2017	ENGINEERING OPERATION	LUNCH ENG	\$164.58
89019	WELLS FARGO - FAMOUS DAVE'S	03/22/2017	ADMINISTRATIVE OPER.	SEMINAR - MEAL	\$11.78
					\$176.36

INSURANCE

Check Number	Vendor Name	Check Date	BudUnitTitle	Transaction Description	Transaction Amount
88956	ACWA /JPIA	03/15/2017	ENTERPRISE FUND (SCWD)	PROP INS 4/17-4/18	\$28,687.00
88959	CASTAIC LAKE WATER AGENCY	03/15/2017	ENTERPRISE FUND (SCWD)	4 QTR W. COMP	\$15,500.00
88959	CASTAIC LAKE WATER AGENCY	03/15/2017	ADMINISTRATIVE OPER.	RETIREE INS	\$9,764.61
					\$53,951.61

MATERIAL & SUPPLY EXPENSE

Check Number	Vendor Name	Check Date	BudUnitTitle	Transaction Description	Transaction Amount
88881	AQUA METRIC SALES CO.	03/01/2017	GENERAL PLANT OPERATION	SOCKETS	\$135.76
88896	HACH COMPANY	03/01/2017	WATER TREATMENT OPER.	TESTING SUPPLIES	\$850.63
88898	KIMBALL MIDWEST	03/01/2017	GENERAL PLANT OPERATION	SAFETY GLASSES TAPE, WASHERS, RIVET	\$39.02 \$91.33
88900	OFFICE DEPOT, INC.	03/01/2017	ADMINISTRATIVE OPER.	OFFICE SUPPLIES	\$130.95
88903	PHYL-MAR ELECTRICAL SUPPLY	03/01/2017	PUMPING MAINTENANCE	CONN	\$130.17
88904	PITNEY BOWES INC	03/01/2017	ADMINISTRATIVE OPER.	RED INK	\$141.36
88905	231 - PRAXAIR DISTRIBUTION	03/01/2017	GENERAL PLANT OPERATION	GLOVES	\$38.19
				GLOVES, GLASSES	\$42.72
				BATTERY	\$11.38
88911	USABLUBOOK	03/01/2017	PUMPING MAINTENANCE	BIRD SPIKES	\$431.59
88914	ZEE MEDICAL	03/01/2017	ADMINISTRATIVE OPER.	FIRST AID SUPPLIES	\$150.13
88916	A V EQUIPMENT RENTAL INC	03/08/2017	GENERAL PLANT OPERATION	PROPANE, PIN	\$52.64
				SHOVELS, WRENCH	\$159.56
88917	ALTA FOOD CRAFT	03/08/2017	ADMINISTRATIVE OPER.	OFC KITCH SUPPLY	\$228.91
				WHSE KITCH SUPPLY	\$180.20
88919	AQUA METRIC SALES CO.	03/08/2017	GENERAL PLANT OPERATION	COMMAND LINK	\$1,095.50
				TRIMBLE HANDHELD	\$3,825.14
88926	DESERT INDUSTRIAL SUPPLY	03/08/2017	GENERAL PLANT OPERATION	1" DIE SET	\$58.08
88927	DETROIT INDUSTRIAL TOOL	03/08/2017	GENERAL PLANT OPERATION	14" BLADES	\$1,655.97
88928	GRAINGER	03/08/2017	GENERAL PLANT OPERATION	CPLR, LANCE	\$468.10
				SWITCH	\$73.63
88929	HD SUPPLY WATERWORKS LTD	03/08/2017	ENTERPRISE FUND (SCWD)	14" X 6" PO X FLG TEE	\$1,166.89
				8" X 12 1/2" D/B 2" REPAI	\$836.11
				8" X 12 1/2" W/2" TAP, C9	\$690.21
				8" VALVE STEM	\$458.67
88930	HOME DEPOT CREDIT SERVICES	03/08/2017	GENERAL PLANT OPERATION	GRD STAKES	\$23.95
				HAMMER	\$30.10
				PLUG, SHARPIES	\$19.48
				SAFETY GLASSES	\$156.08
88931	KIMBALL MIDWEST	03/08/2017	GENERAL PLANT OPERATION	SPADE TERM	\$27.60
88935	MC CROMETER, INC.	03/08/2017	PUMPING MAINTENANCE	CABLES	\$609.83
88940	231 - PRAXAIR DISTRIBUTION	03/08/2017	GENERAL PLANT OPERATION	GLOVES	\$17.11
				GRD WHL, DISCS	\$107.09
				SAW BLADES	\$151.08
88941	RHINO MARKING & PROTECTION SYSTEMS	03/08/2017	GENERAL PLANT OPERATION	POST DRIVER	\$117.71
				POSTS & DECALS	\$2,172.82
88942	RICK FRANKLIN CONSTRUCTION, INC	03/08/2017	SERVICES MAINTENANCE	BASE	\$807.00
				BASE & COLD MIX	\$2,897.17

Check Number	Vendor Name	Check Date	BudUnitTitle	Transaction Description	Transaction Amount
88944	ROYAL WHOLESALE ELECTRIC	03/08/2017	PUMPING MAINTENANCE	FUSES	\$1,823.41
88951	USABLUBOOK	03/08/2017	GENERAL PLANT OPERATION	PWR BLK, LUG	\$135.39
			PUMPING MAINTENANCE	HYD DIFFUSER	\$133.25
				5 GAL OIL	\$939.27
			WATER TREATMENT OPER.	LEVEL TRANSMTR	\$708.95
88955	A V EQUIPMENT RENTAL INC	03/15/2017	GENERAL PLANT OPERATION	TESTING SUPPLIES	\$894.07
88957	AMERIPRIDE SERVICES, INC.	03/15/2017	GENERAL PLANT OPERATION	BROOM, SPADE	\$87.21
88959	CASTAIC LAKE WATER AGENCY	03/15/2017	ADMINISTRATIVE OPER.	CR JAN CHG EMB	-6.42
88965	DITCH WITCH CENTRAL CALIFORNIA	03/15/2017	GENERAL PLANT OPERATION	SUPPLIES, PARTS	\$1,351.39
88968	FASTENAL COMPANY	03/15/2017	GENERAL PLANT OPERATION	NOZZLE, BUSHING	\$304.48
88969	GRAINGER	03/15/2017	GENERAL PLANT OPERATION	WRENCHES	\$194.30
				BATTERY	\$275.14
				IMPACT WRENCH	\$1,075.34
				PLUG, LANCE	\$138.34
				PRESR SWITCHES	\$37.98
				TOGGLE SWITCH	\$18.07
				TORQUE WRENCH	\$240.56
				WRENCHES	\$95.98
88970	HACH COMPANY	03/15/2017	WATER TREATMENT OPER.	TESTING SUPPLIES	\$403.79
88971	HD SUPPLY WATERWORKS LTD	03/15/2017	ENTERPRISE FUND (SCWD)	14" FLG BUTTERFLY VALVE	\$7,203.25
				6" X 4" FLG X PO REDUCER	\$341.85
				8" P.O. X P.O. GATE VALVE	\$3,029.19
			GENERAL PLANT OPERATION	HONDA GENERATORS	\$2,085.17
			RESERVOIRS & TANK OPER.	LOCK - GATE VALVE	\$730.80
88972	HOME DEPOT CREDIT SERVICES	03/15/2017	GENERAL PLANT OPERATION	CONN, PLUG, CRATE	\$79.57
				FLAPPER, LEVER	\$38.86
				LUMBER	\$28.54
				OIL, SIGN	\$29.15
				PLATFORMS	\$142.92
				SML TOOLS	\$197.00
				STAKES	\$12.69
			PUMPING MAINTENANCE	BIT, CONDUIT, ANCHOR	\$112.10
				BREAKER, BIBB	\$17.12
				CONN, NIPPLE	\$37.96
				LUMBER	\$71.98
				MURIATIC ACID	\$47.76
			TRANS & DISTR MAINT.	CONCRETE MDX	\$667.18
88979	OFFICE DEPOT, INC.	03/15/2017	ADMINISTRATIVE OPER.	OFC SUPPLIES	\$96.33
			GENERAL PLANT OPERATION	WHSE OFC SUPPLIES	\$142.54
88982	RESERVE ACCOUNT	03/15/2017	ADMINISTRATIVE OPER.	PSTGE	\$700.00

Check Number	Vendor Name	Check Date	BudUnitTitle	Transaction Description	Transaction Amount
88982	RESERVE ACCOUNT	03/15/2017	CUSTOMER SERVICE OPER.	PSTGE	\$700.00
88983	S & L SAFETY PRODUCTS	03/15/2017	GENERAL PLANT OPERATION	GLOVES, VESTS, HAT	\$1,105.44
88991	ZEE MEDICAL	03/15/2017	GENERAL PLANT OPERATION	FIRST AID SUPPLIES	\$64.38
88995	AUTOMATED WATER TREATMENT	03/22/2017	WATER TREATMENT MAINT.	CHLOR REPAIR PARTS	\$2,087.90
89005	INFOSEND, INC.	03/22/2017	CUSTOMER SERVICE OPER.	FEB PSTGE	\$7,959.84
89006	KIMBALL MIDWEST	03/22/2017	GENERAL PLANT OPERATION	PAINT, GREASE	\$768.12
89009	OFFICE DEPOT, INC.	03/22/2017	ADMINISTRATIVE OPER.	KITCHEN SUPPLIES	\$187.73
				OFFICE SUPPLIES	\$85.38
89015	USABUEBOOK	03/22/2017	PUMPING MAINTENANCE	OIL	\$536.70
89016	VERIZON WIRELESS	03/22/2017	TRANS. & DIST. OPERATION	EQUIP	\$513.72
89019	WELLS FARGO - CANON	03/22/2017	ADMINISTRATIVE OPER.	OFFICE SUPPLIES	\$828.68
89019	WELLS FARGO - BAKE YOU HAPPY	03/22/2017	ADMINISTRATIVE OPER.	MEETING REFRESHMENTS	\$78.00
89019	WELLS FARGO - WALGREENS	03/22/2017	ADMINISTRATIVE OPER.	CARDS FOR RETIREMENT	\$16.49
89019	WELLS FARGO - CANON	03/22/2017	ENGINEERING OPERATION	ENGR OFC SUPPLIES	\$185.97
89019	WELLS FARGO - BEST BUY	03/22/2017	GENERAL PLANT OPERATION	MICROSOFT TABLETS	\$3,264.44
89019	WELLS FARGO - AMAZON	03/22/2017	GENERAL PLANT OPERATION	GEN PARTS	\$403.26
89021	A V EQUIPMENT RENTAL INC	03/29/2017	GENERAL PLANT OPERATION	BLADE	\$14.13
				PROPANE, PIN	\$72.08
				SHOVELS	\$135.20
89024	AQUA METRIC SALES CO.	03/29/2017	ENTERPRISE FUND (SCWD)	3/4" I-PERI TR/PL METERS	\$10,193.44
				3/4" TR REGISTER	\$12,071.91
				MXU520MSP T/C MODULE	\$29,301.43
89030	HACH COMPANY	03/29/2017	WATER TREATMENT OPER.	TESTING SUPPLIES	\$1,016.02
89031	HD SUPPLY WATERWORKS LTD	03/29/2017	ENTERPRISE FUND (SCWD)	1 1/2" X 1" BRASS REDUCER	\$40.24
				1 X 2 5/8" BRASS METER CO	\$403.73
				1" MIP X INSTATITE IPS CO	\$1,267.59
				1" PLASTIC TUBING, CLASS	\$802.58
				1" PRO PRESS 90 ELL	\$35.24
				1" REPAIR CLAMPS	\$159.83
				16" REPAIR KIT 100-01 #98	\$1,718.96
				2" BALL ANGLE METER STOP	\$282.16
				2" BALL VALVE W/LOCKRING	\$1,024.73
				2" BRASS BALL VALVE FOR A	\$247.17
				2" FIP BRASS COUPLING	\$364.75
				2" PRO PRESS X 90 DEGREE	\$555.56
				2" PRO PRESS X M/A	\$660.46
				2" SOFT COPPER TUBING	\$2,799.22
				2" X 1" BRASS REDUCER BUS	\$72.26

Check Number	Vendor Name	Check Date	BudUnitTitle	Transaction Description	Transaction Amount
89031	HD SUPPLY WATERWORKS LTD	03/29/2017	ENTERPRISE FUND (SCWD)	2" X 3/4" BRASS BUSHING	\$144.53
				3" REPAIR KIT #9169812G	\$101.79
				3/4" BRASS PIPE COUPLING	\$74.38
				3/4" IP BRASS BALL VALVE	\$563.76
				3/4" PLASTIC TUBING, CLAS	\$505.69
				3/4" RUBBER METER GASKETS	\$97.88
				3/4" X CLOSE BRASS NIPPLE	\$37.63
				6" FLG TEE	\$383.65
				6" RING GASKETS	\$130.50
				6" X 4" X 2 1/2" HYD-FLGD	\$5,794.55
				6" X 42" RT X FLANGE CI B	\$254.19
				666 METER BOX	\$344.52
				8" STEEL PIPE (1/2")	\$657.72
				8" X 2" BRONZE SADDLE	\$463.83
				8" X 2" C900 SADDLE	\$509.86
				B-12 #437 BOX	\$1,010.07
			HYDRANTS MAINTENANCE	6 X 36 BURY	\$251.49
			PUMPING MAINTENANCE	PRV	\$548.81
					\$138,841.91

MISCELLANEOUS OPERATING EXPENSE

Check Number	Vendor Name	Check Date	BudUnitTitle	Transaction Description	Transaction Amount
88961	CITY OF SANTA CLARITA	03/15/2017	SERVICES MAINTENANCE	PERMITS	\$270.00
			TRANS & DISTR MAINT.	PERMITS	\$274.00
					\$544.00

OPEB

Check Number	Vendor Name	Check Date	BudUnitTitle	Transaction Description	Transaction Amount
88959	CASTAIC LAKE WATER AGENCY	03/15/2017	ENTERPRISE FUND (SCWD)	FEB P/R	\$35,079.76
					\$35,079.76

OUTSIDE SERVICES

Check Number	Vendor Name	Check Date	BudUnitTitle	Transaction Description	Transaction Amount
88879	ACCURATE TRAILER HITCH AND WELDING	03/01/2017	GENERAL PLANT OPERATION	REPAIR TO #40	\$181.56
88880	ALL STAR FENCE & CONCRETE	03/01/2017	TRANS & DISTR MAINT.	BENZ FENCE	\$2,160.00
				HONBY FENCE	\$2,825.00
				HONBY SO FENCE	\$3,750.00
88883	BAY ALARM COMPANY	03/01/2017	ADMINISTRATIVE OPER.	MAR SVC	\$62.00

Check Number	Vendor Name	Check Date	BudUnitTitle	Transaction Description	Transaction Amount
88886	CIVILTEC ENGINEERING INC.	03/01/2017	ENGINEERING OPERATION	S06812	\$9,546.25
88892	EUROFINS EATON ANALYTICAL, INC.	03/01/2017	WATER QUALITY OPERATION	DBP-STAGE 2	\$960.00
88897	KENNEDY/JENKS CONSULTANTS	03/01/2017	BILLED PROJECTS	WELLS-LOST CYN 2	\$50.00
88901	PEST OPTIONS INC.	03/01/2017	PUMPING OPERATION	S16909	\$488.80
88902	PETRO LOCK, INC.	03/01/2017	GENERAL PLANT OPERATION	FEB SVC	\$2,086.16
88912	WESTERN MUNICIPAL WATER DIST.	03/01/2017	CONSERVATION	SURCHG	\$11.91
88918	AMERICAN BUSINESS MACHINES	03/08/2017	ENGINEERING OPERATION	S16805 JAN	\$360.00
88920	ARC IMAGING RESOURCES	03/08/2017	ENGINEERING OPERATION	FEB USAGE ENG	\$381.42
88921	AROUND THE CLOCK	03/08/2017	ADMINISTRATIVE OPER.	FEB	\$241.43
88922	AUTONATION, INC.	03/08/2017	GENERAL PLANT OPERATION	MARCH	\$927.52
88923	BURRTEC WASTE INDUSTRIES	03/08/2017	GENERAL PLANT OPERATION	SVC #14	\$102.21
88933	MARI-CO MAIL SERVICE	03/08/2017	ADMINISTRATIVE OPER.	MAR SVC	\$81.38
88934	PATRICIA MC CLURE	03/08/2017	CUSTOMER SERVICE OPER.	FEB SVC	\$300.00
88936	MESA ENGINEERING	03/08/2017	TRANS & DISTR MAINT.	FEB	\$825.00
88938	MRS GREENJEANS	03/08/2017	ADMINISTRATIVE OPER.	S16820	\$2,692.09
88943	RMC SOLUTIONS	03/08/2017	ADMINISTRATIVE OPER.	FEB SVC	\$125.00
88947	TOYOTA LIFT OF LOS ANGELES	03/08/2017	GENERAL PLANT OPERATION	FEB	\$1,100.00
88948	TRAVIS DODD	03/08/2017	GENERAL PLANT OPERATION	SVC CALL FORKLIFT	\$157.93
88949	UNDERGROUND SERVICE ALERT/SC	03/08/2017	GENERAL PLANT OPERATION	TRMT OP COURSE	\$117.55
88950	UNITED WELL SERVICES, INC.	03/08/2017	TRANS. & DIST. OPERATION	FEB SVC	\$156.00
88952	WASTE MANAGEMENT-BLUE BARREL	03/08/2017	PUMPING MAINTENANCE	VIDEO 3 WELLS	\$3,450.00
88954	WRIGHT'S SUPPLY INC.	03/08/2017	GENERAL PLANT OPERATION	FB	\$990.69
88957	AMERIPRIDE SERVICES, INC.	03/15/2017	ADMINISTRATIVE OPER.	CHLOR REPAIR	\$542.86
88959	CASTAIC LAKE WATER AGENCY	03/15/2017	ADMINISTRATIVE OPER.	FEB MATS	\$148.08
				MAINT	\$2,240.91
				PUR SVCS	\$795.04
				SOFTWARE LIC	\$14,071.93
			ENGINEERING OPERATION	AERIAL SUBSCRIP	\$1,974.50
			GENERAL PLANT OPERATION	PULMONARY TESTING	\$1,012.00
			TRANS & DISTR MAINT.	WHSE MAINT	\$688.40
88959	CASTAIC LAKE WATER AGENCY	03/15/2017	RESERVOIRS & TANKS MAINT.	S16800 REFUND	-\$43,955.13
88960	CASTAIC LAKE WATER AGENCY	03/15/2017	WATER TREATMENT OPER.	FEB LAB	\$2,139.00
88967	ENTERPRISE FM TRUST	03/15/2017	ADMINISTRATIVE OPER.	MAR	\$1,208.90
88973	IRON MOUNTAIN	03/15/2017	ADMINISTRATIVE OPER.	MAR STOR, FEB SVC	\$1,168.82
88977	NORTHERN DIGITAL INC	03/15/2017	PUMPING OPERATION	SCADA	\$2,520.00
			WATER TREATMENT OPER.	VLY CTR ANALYZER	\$375.00
88981	PRISTINE AUTO CARE	03/15/2017	GENERAL PLANT OPERATION	VEHICLE WASHES	\$2,500.00
88986	SOLARBEE/MEDORA CORPORATION	03/15/2017	WATER TREATMENT OPER.	MAR SVC	\$9,776.69
88989	THE SIGNAL	03/15/2017	ENTERPRISE FUND (SCWD)	REDO INVOICE	\$490.20

Check Number	Vendor Name	Check Date	BudUnitTitle	Transaction Description	Transaction Amount
88990	XEROX CORPORATION	03/15/2017	ENGINEERING OPERATION	FEB	\$123.65
88996	BRINK'S INC.	03/22/2017	CUSTOMER SERVICE OPER.	MAR SVC	\$508.00
88999	CONCEPTMET	03/22/2017	CONSERVATION	S16805	\$85.00
89000	COPPER EAGLE	03/22/2017	ENTERPRISE FUND (SCWD)	FEB SVC	\$100.00
89003	FEDEX	03/22/2017	ENGINEERING OPERATION	JAN SHIPMENT	\$21.18
				S16812	\$172.88
				S16813	\$21.18
89004	FEDEX	03/22/2017	BILLED PROJECTS	S17902	\$21.38
89005	INFOSEND, INC.	03/22/2017	ENTERPRISE FUND (SCWD)	PRINT FEE-INSERTS	\$1,034.40
89005	INFOSEND, INC.	03/22/2017	CUSTOMER SERVICE OPER.	EBILL FEB	\$194.71
				FEB BILLING	\$2,593.80
89008	NORTHERN DIGITAL INC	03/22/2017	PUMPING MAINTENANCE	SCADA	\$375.00
				PUMPING OPERATION	\$1,760.00
				WATER TREATMENT OPER.	\$1,635.00
89010	PAYMENTUS GROUP INC.	03/22/2017	ADMINISTRATIVE OPER.	FEB SVC	\$5,964.40
89011	PETRO LOCKY, INC.	03/22/2017	GENERAL PLANT OPERATION	SURCHG	\$11.91
89019	WELLS FARGO - GFOA	03/22/2017	ADMINISTRATIVE OPER.	GFOA SEM	\$85.00
89019	WELLS FARGO - ALLEN INSTRUMENTS	03/22/2017	ENGINEERING OPERATION	BAL ARIAL MAP	\$497.80
89019	WELLS FARGO - SIGNS BY TOMORROW	03/22/2017	ENGINEERING OPERATION	MAINT 1 YR	\$1,026.00
89021	A V EQUIPMENT RENTAL INC	03/29/2017	GENERAL PLANT OPERATION	RENT EXCAVATOR	\$280.00
89023	ALL STAR FENCE & CONCRETE	03/29/2017	ADMINISTRATIVE OPER.	PANEL, POST-BULLPEN	\$3,074.63
89025	ARC IMAGING RESOURCES	03/29/2017	ENGINEERING OPERATION	MARCH SVC	\$151.16
89028	CIVILTEC ENGINEERING INC.	03/29/2017	ENGINEERING OPERATION	S06812	\$5,680.00
				S15813	\$200.00
89032	KENNEDY/JENKS CONSULTANTS	03/29/2017	BILLED PROJECTS	S16909	\$111.80
89033	PEST OPTIONS INC.	03/29/2017	PUMPING OPERATION	MAR SVC	\$2,086.16
					\$59,642.14

PAYROLL-REGULAR

Check Number	Vendor Name	Check Date	BudUnitTitle	Transaction Description	Transaction Amount
88959	CASTAIC LAKE WATER AGENCY	03/15/2017	ENTERPRISE FUND (SCWD)	FEB P/R	\$307,092.89
					\$307,092.89

PAYROLL- OVERTIME AND ON CALL

Check Number	Vendor Name	Check Date	BudUnitTitle	Transaction Description	Transaction Amount
88959	CASTAIC LAKE WATER AGENCY	03/15/2017	ENTERPRISE FUND (SCWD)	FEB P/R	\$15,015.66
					\$15,015.66

PAYROLL TAXES

Check Number	Vendor Name	Check Date	BudUnitTitle	Transaction Description	Transaction Amount
88959	CASTAIC LAKE WATER AGENCY	03/15/2017	ENTERPRISE FUND (SCWD)	FEB P/R	\$5,102.00
					\$5,102.00

PENSION AND BENEFITS

Check Number	Vendor Name	Check Date	BudUnitTitle	Transaction Description	Transaction Amount
88959	CASTAIC LAKE WATER AGENCY	03/15/2017	ADMINISTRATIVE OPER.	FEB INS	\$59,372.92
88959	CASTAIC LAKE WATER AGENCY	03/15/2017	ADMINISTRATIVE OPER.	FEB DEFERRED COMP	\$8,350.28
88959	CASTAIC LAKE WATER AGENCY	03/15/2017	ADMINISTRATIVE OPER.	FEB IN-LIEU MEDICAL	\$19,282.00
88959	CASTAIC LAKE WATER AGENCY	03/15/2017	ADMINISTRATIVE OPER.	FEB IN-LIEU SICK	\$10,308.84
88959	CASTAIC LAKE WATER AGENCY	03/15/2017	ADMINISTRATIVE OPER.	FEB PERS RETIREMENT	\$43,395.88
					\$140,709.92

POWER FOR PUMPING

Check Number	Vendor Name	Check Date	BudUnitTitle	Transaction Description	Transaction Amount
88906	SO. CALIFORNIA EDISON CO.	03/01/2017	PUMPING OPERATION		\$2,920.50
88907	SO. CALIFORNIA EDISON CO.	03/01/2017	PUMPING OPERATION	NO BILL	\$1,264.14
88946	SO. CALIFORNIA EDISON CO.	03/08/2017	PUMPING OPERATION		\$7,361.89
88959	CASTAIC LAKE WATER AGENCY	03/15/2017	PUMPING OPERATION	SUNPOWER NOV & DEC	\$65,228.82
88985	SO. CALIFORNIA EDISON CO.	03/15/2017	PUMPING OPERATION		\$24.86
89013	SO. CALIFORNIA EDISON CO.	03/22/2017	PUMPING OPERATION	FEB	\$54,939.08
89036	SO. CALIFORNIA EDISON CO.	03/29/2017	PUMPING OPERATION		\$5,807.70
					\$142,126.44

PROFESSIONAL SERVICES-LEGAL

Check Number	Vendor Name	Check Date	BudUnitTitle	Transaction Description	Transaction Amount
88958	BEST BEST & KRIEGER LLP	03/15/2017	ADMINISTRATIVE OPER.	S10808	\$2,710.00
				S16804	\$2,195.00
88978	NOSSAMAN LLP	03/15/2017	ADMINISTRATIVE OPER.	S16812	\$110.00
89026	BEST BEST & KRIEGER LLP	03/29/2017	ADMINISTRATIVE OPER.	S98806	\$420.75
				S10808	\$385.00
					\$742.50
					\$6,563.25

PROFESSIONAL SERVICES-OTHER

Check Number	Vendor Name	Check Date	BudUnitTitle	Transaction Description	Transaction Amount
88939	NEWHALL COUNTY WATER DIST.	03/08/2017	CONSERVATION	S16807	\$381.81
88976	NEWHALL COUNTY WATER DIST.	03/15/2017	CONSERVATION	S16810	\$1,822.91

Check Number	Vendor Name	Check Date	BudUnitTitle	Transaction Description	Transaction Amount
89012	RAFTELIS FINANCIAL CONSULTANTS, INC	03/22/2017	ADMINISTRATIVE OPER.	SVC FEB	\$9,955.00
89040	VALENCIA WATER COMPANY	03/29/2017	ADMINISTRATIVE OPER.	S16808	\$2,607.63
					\$14,767.35

PURCHASED WATER

Check Number	Vendor Name	Check Date	BudUnitTitle	Transaction Description	Transaction Amount
88925	CASTAIC LAKE WATER AGENCY	03/08/2017	SOURCE OF SUPPLY OPER.	FEB FIXED	\$586,820.75
				FEB SAUGUS	\$38,250.00
				FEB VARIABLE	\$128,628.02
					\$753,698.77

RENTAL EXPENSE

Check Number	Vendor Name	Check Date	BudUnitTitle	Transaction Description	Transaction Amount
88888	DESIGN SPACE MODULAR BUILDINGS	03/01/2017	GENERAL PLANT OPERATION	OPS	\$998.51
89002	DESIGN SPACE MODULAR BUILDINGS	03/22/2017	GENERAL PLANT OPERATION	OPS	\$996.22
					\$1,994.73

SCWD CAPITAL PROJECTS

Check Number	Vendor Name	Check Date	BudUnitTitle	Transaction Description	Transaction Amount
88886	CIVILTEC ENGINEERING INC.	03/01/2017	COMPANY FUNDED PROJECTS	S15714	\$3,021.25
88887	DELTA MOTOR CO. INC.	03/01/2017	COMPANY FUNDED PROJECTS	S16705	\$5,483.75
88893	FASTENAL COMPANY	03/01/2017	COMPANY FUNDED PROJECTS	S15717	\$375.95
88911	USABUEBOOK	03/01/2017	COMPANY FUNDED PROJECTS	S15703	\$1,213.97
				S15717	\$1,196.46
88953	WEST COAST INDUSTRIAL COATINGS, INC	03/08/2017	COMPANY FUNDED PROJECTS	S15717	\$72,000.00
			ENTERPRISE FUND (SCWD)	S15717 RET	-\$3,600.00
88954	WRIGHT'S SUPPLY INC.	03/08/2017	COMPANY FUNDED PROJECTS	S16705	\$4,355.04
88958	BEST BEST & KRIEGER LLP	03/15/2017	COMPANY FUNDED PROJECTS	S09703	\$137.50
88962	CSI SERVICES, INC	03/15/2017	COMPANY FUNDED PROJECTS	S16709	\$555.00
88972	HOME DEPOT CREDIT SERVICES	03/15/2017	COMPANY FUNDED PROJECTS	S15703	\$138.92
88974	KANOWSKY & ASSOCIATES	03/15/2017	COMPANY FUNDED PROJECTS	S09703	\$1,776.36
88980	PHYL-MAR ELECTRICAL SUPPLY	03/15/2017	COMPANY FUNDED PROJECTS	S15703	\$507.31
88994	ANDREWS POWDER COATING, INC.	03/22/2017	COMPANY FUNDED PROJECTS	S15703	\$5,469.37
89014	UNITED WELL SERVICES, INC.	03/22/2017	COMPANY FUNDED PROJECTS	S16705	\$9,987.04
89022	AES WATER, INC.	03/29/2017	COMPANY FUNDED PROJECTS	S16710	\$94,777.75
89034	PHYL-MAR ELECTRICAL SUPPLY	03/29/2017	COMPANY FUNDED PROJECTS	S15703	\$690.08
89037	SPIESS CONSTRUCTION CO., INC.	03/29/2017	COMPANY FUNDED PROJECTS	S16709	\$36,230.00
			ENTERPRISE FUND (SCWD)	S16709 RET	-\$1,811.50
89038	STAATS CONSTRUCTION INC.	03/29/2017	ENTERPRISE FUND (SCWD)	S16708 RET	\$3,305.45
89039	UNITED WELL SERVICES, INC.	03/29/2017	COMPANY FUNDED PROJECTS	S16705	\$9,987.04

Check Number	Vendor Name	Check Date	BudUnitTitle	Transaction Description	Transaction Amount
89041	VERTEX SURVEY, INC.	03/29/2017	COMPANY FUNDED PROJECTS	S09703	\$5,412.50
			PAYROLL AND BENEFITS CHARGED TO COMPANY PROJECTS		\$604.13
					\$251,813.37

SHARED LABOR/BURDEN & BENEFITS CLWA

Check Number	Vendor Name	Check Date	BudUnitTitle	Transaction Description	Transaction Amount
88959	CASTAIC LAKE WATER AGENCY	03/15/2017	ADMINISTRATIVE OPER.	SH EMP	\$48,338.01
					\$48,338.01

UNIFORMS

Check Number	Vendor Name	Check Date	BudUnitTitle	Transaction Description	Transaction Amount
88957	AMERIPRIDE SERVICES, INC.	03/15/2017	PUMPING MAINTENANCE	FEB UNIFORMS	\$63.45
			PUMPING OPERATION	FEB UNIFORMS	\$37.26
			RESERVOIRS & TANK OPER.	FEB UNIFORMS	\$129.91
			RESERVOIRS & TANKS MAINT.	FEB UNIFORMS	\$100.71
			SERVICES MAINTENANCE	FEB UNIFORMS	\$145.03
			SOURCE OF SUPPLY MAINT.	FEB UNIFORMS	\$5.04
			SOURCE OF SUPPLY OPER.	FEB UNIFORMS	\$32.23
			TRANS & DISTR MAINT.	FEB UNIFORMS	\$298.11
			WATER TREATMENT MAINT.	FEB UNIFORMS	\$20.14
			WATER TREATMENT OPER.	FEB UNIFORMS	\$175.24
					\$1,007.12

UTILITIES

Check Number	Vendor Name	Check Date	BudUnitTitle	Transaction Description	Transaction Amount
88878	A T & T	03/01/2017	ADMINISTRATIVE OPER.		\$823.53
			CUSTOMER SERVICE OPER.		\$104.96
88915	A T & T	03/08/2017	ADMINISTRATIVE OPER.		\$133.04
			PUMPING OPERATION		\$227.44
88959	CASTAIC LAKE WATER AGENCY	03/15/2017	ADMINISTRATIVE OPER.	A T & T	\$2,537.78
88988	TELEPACIFIC COMMUNICATIONS	03/15/2017	ADMINISTRATIVE OPER.		\$691.71
88992	A T & T	03/22/2017	ADMINISTRATIVE OPER.		\$27.95
			GENERAL PLANT OPERATION		\$24.24
88993	A T & T	03/22/2017	PUMPING OPERATION		\$502.00
89001	DATAVO	03/22/2017	GENERAL PLANT OPERATION	WHSE MAR	\$54.25
89013	SO. CALIFORNIA EDISON CO.	03/22/2017	ADMINISTRATIVE OPER.	OFFICE	\$2,399.91
			GENERAL PLANT OPERATION	WHSE	\$1,581.43
89016	VERIZON WIRELESS	03/22/2017	ADMINISTRATIVE OPER.		\$240.00
			CUSTOMER SERVICE OPER.		\$100.00

Check Number	Vendor Name	Check Date	BudUnitTitle	Transaction Description	Transaction Amount
89016	VERIZON WIRELESS	03/22/2017	ENGINEERING OPERATION		\$200.00
89017	VERIZON WIRELESS	03/22/2017	GENERAL PLANT OPERATION		\$1,907.96
89018	VERIZON WIRELESS	03/22/2017	TRANS. & DIST. OPERATION	10 IPADS	\$361.50
89020	A T & T	03/22/2017	TRANS. & DIST. OPERATION	7 IPADS	\$266.07
		03/29/2017	ADMINISTRATIVE OPER.		\$895.63
			CUSTOMER SERVICE OPER.		\$104.96
					\$13,184.36

VEHICLE AND EQUIPMENT EXPENSE

Check Number	Vendor Name	Check Date	BudUnitTitle	Transaction Description	Transaction Amount
88889	DICKINSON ENTERPRISE, INC.	03/01/2017	GENERAL PLANT OPERATION	A/C SENSOR #23	\$1,269.38
				FILTER #310G	\$573.71
				FLAT REPAIR #39	\$20.00
				MOTOR MNT #86	\$1,197.04
				SVC GEN #12	\$177.05
88902	PETRO LOCK, INC.	03/01/2017	GENERAL PLANT OPERATION	DIESEL	\$505.19
				GASOLINE	\$2,404.75
88922	AUTOMATION, INC.	03/08/2017	GENERAL PLANT OPERATION	LATCH	\$105.31
88924	CARQUEST AUTO PARTS	03/08/2017	GENERAL PLANT OPERATION	BATTERY - DW	\$93.13
				BATTERY-LIGHT TOWER	\$115.72
				CORE RETN	-\$47.80
				EXH FLUID, ANTI FRZ	\$188.30
				FUEL HOSE, CLAMPS	\$31.40
				OIL, CONNECTOR	\$45.36
				TIRES #5	\$2,040.00
88937	MIKE'S TIREMAN, INC	03/08/2017	GENERAL PLANT OPERATION	GASOLINE	\$1,473.09
88945	SCHWARTZ OIL CO	03/08/2017	GENERAL PLANT OPERATION	INSPECT #108	\$90.00
88964	DICKINSON ENTERPRISE, INC.	03/15/2017	GENERAL PLANT OPERATION	INSPECT #110	\$90.00
				DIESEL	\$627.52
88984	SCHWARTZ OIL CO	03/15/2017	GENERAL PLANT OPERATION	GASOLINE	\$1,472.63
88998	CHEVRON & TEXACO CARD SERVICES	03/22/2017	GENERAL PLANT OPERATION	GAS CARD	\$100.93
89007	MIKE'S TIREMAN, INC	03/22/2017	GENERAL PLANT OPERATION	TIRE 310E	\$200.00
89011	PETRO LOCK, INC.	03/22/2017	GENERAL PLANT OPERATION	DIESEL	\$780.51
				GASOLINE	\$1,828.02
89027	CARQUEST AUTO PARTS	03/29/2017	GENERAL PLANT OPERATION	HOSE, COVER	\$47.96
89029	DICKINSON ENTERPRISE, INC.	03/29/2017	GENERAL PLANT OPERATION	LUBE, OIL #25	\$107.66
				LUBE, OIL #35	\$69.64
				LUBE, OIL #6	\$107.66
				OIL, BRAKES #8	\$373.25

Check Number	Vendor Name	Check Date	BudUnitTitle	Transaction Description	Transaction Amount
89029	DICKINSON ENTERPRISE, INC.	03/29/2017	GENERAL PLANT OPERATION	OIL, FILTER #5	\$602.94
89035	SCHWARTZ OIL CO	03/29/2017	GENERAL PLANT OPERATION	GASOLINE	\$1,661.94
					\$18,352.29
			SUBTOTAL SCWD DISBURSEMENTS		\$2,013,538.51
			PAYROLL AND BENEFITS CHARGED TO COMPANY PROJECTS		-\$604.13
			PAYROLL AND BENEFITS CHARGED TO DEVELOPER PROJECTS		-\$18,602.09
			TOTAL SCWD DISBURSEMENTS		\$1,994,332.29

DEVELOPER PROJECTS

Check Number	Vendor Name	Check Date	BudUnitTitle	Transaction Description	Transaction Amount
88885	CITY OF SANTA CLARITA	03/01/2017	ENTERPRISE FUND (SCWD)	S14603 REFUND DEPOSIT	\$919.75
88886	CIVILTEC ENGINEERING INC.	03/01/2017	DEVELOPER FUNDED PROJECTS	S15609	\$1,055.00
				S16605	\$8,785.00
				S16606	\$4,710.00
				S16610	\$1,887.50
				S16623	\$4,610.00
88908	STAATS CONSTRUCTION INC.	03/01/2017	ENTERPRISE FUND (SCWD)	S15611 RET	\$20,849.50
88910	TEJON CONSTRUCTORS, INC	03/01/2017	DEVELOPER FUNDED PROJECTS	S13617	\$7,875.00
88932	LA COUNTY DEPT. PUBLIC WORKS	03/08/2017	DEVELOPER FUNDED PROJECTS	S11605	\$99.00
88958	BEST BEST & KRIEGER LLP	03/15/2017	DEVELOPER FUNDED PROJECTS	S15604	\$192.50
88966	DR HORTON	03/15/2017	ENTERPRISE FUND (SCWD)	S10614 REFUND DEPOSIT	\$1,476.09
88975	MESA ENGINEERING	03/15/2017	DEVELOPER FUNDED PROJECTS	S14602	\$60,987.29
				S14602 RET	-\$2,239.04
88987	STAATS CONSTRUCTION INC.	03/15/2017	DEVELOPER FUNDED PROJECTS	S15611	\$291,600.00
				S15611 RET	-\$14,580.00
88997	BROOKFIELD SO CA LAND LLC	03/22/2017	ENTERPRISE FUND (SCWD)	REMB OVERPYMT	\$12,580.23
89028	CIVILTEC ENGINEERING INC.	03/29/2017	DEVELOPER FUNDED PROJECTS	S14602	\$300.00
				S16618	\$3,890.00
				S16623	\$12,883.75
89038	STAATS CONSTRUCTION INC.	03/29/2017	DEVELOPER FUNDED PROJECTS	S14615	\$2,150.00
				PAYROLL AND BENEFITS CHARGED TO DEVELOPER PROJECTS	\$18,602.09
					\$438,633.66

[This page intentionally left blank.]

ITEM NO.
6

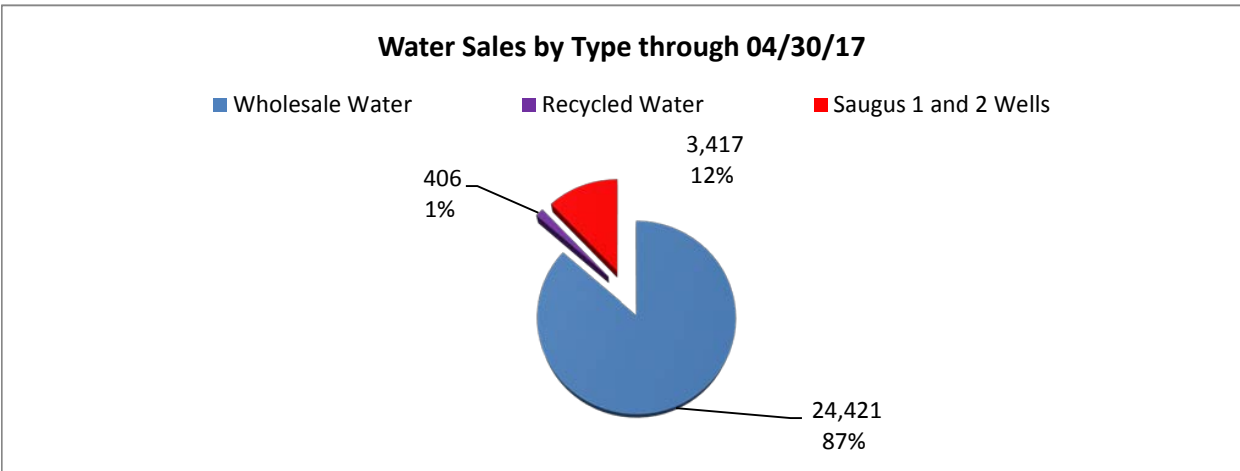
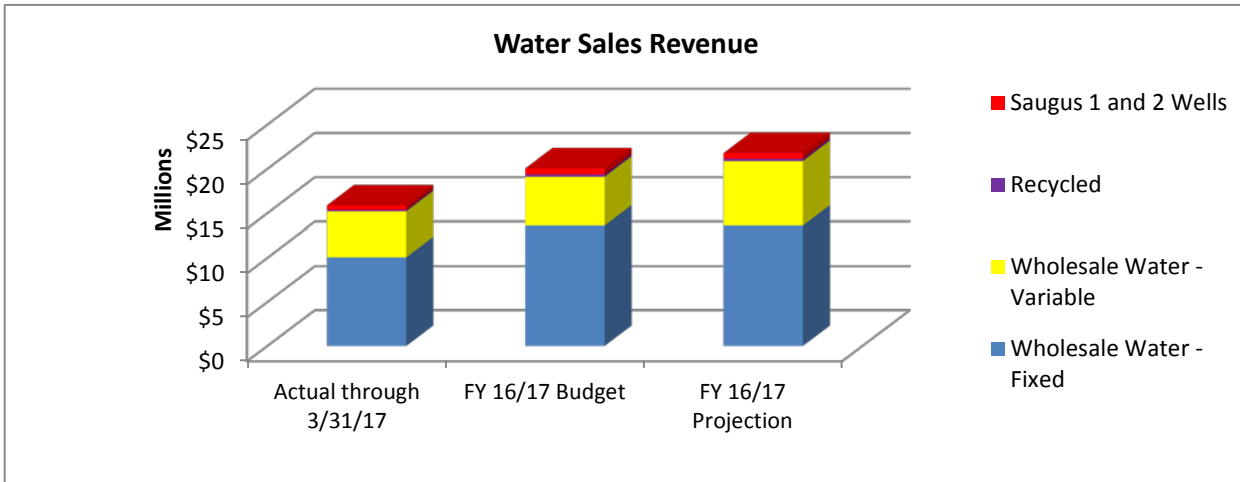
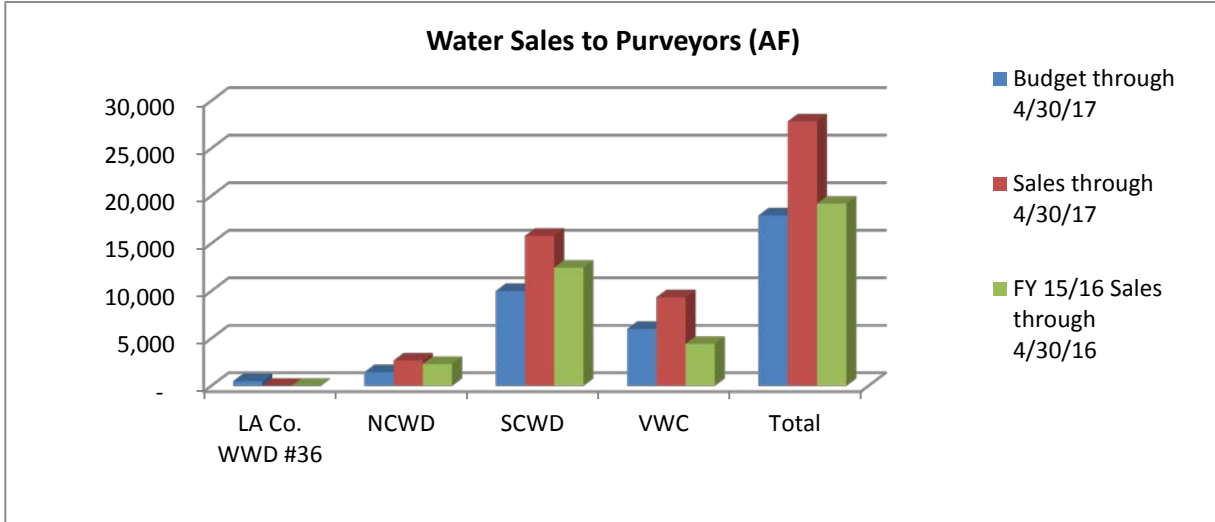


Finance and Expenditure Report

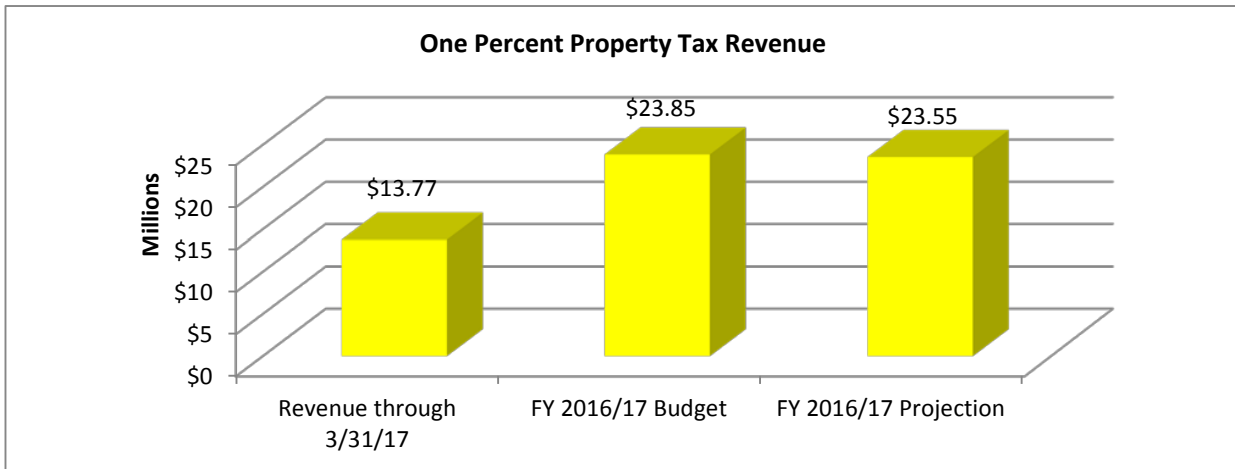
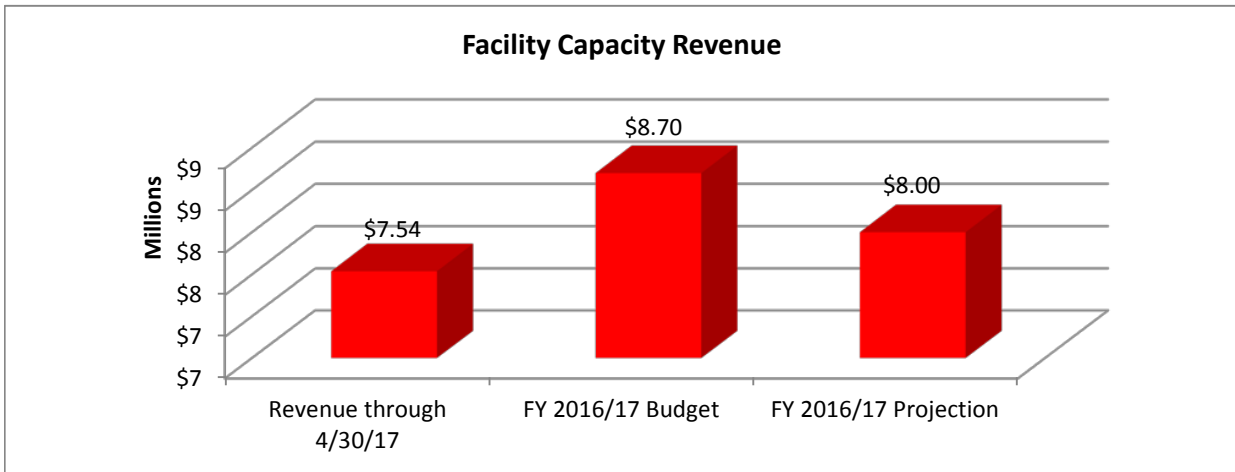
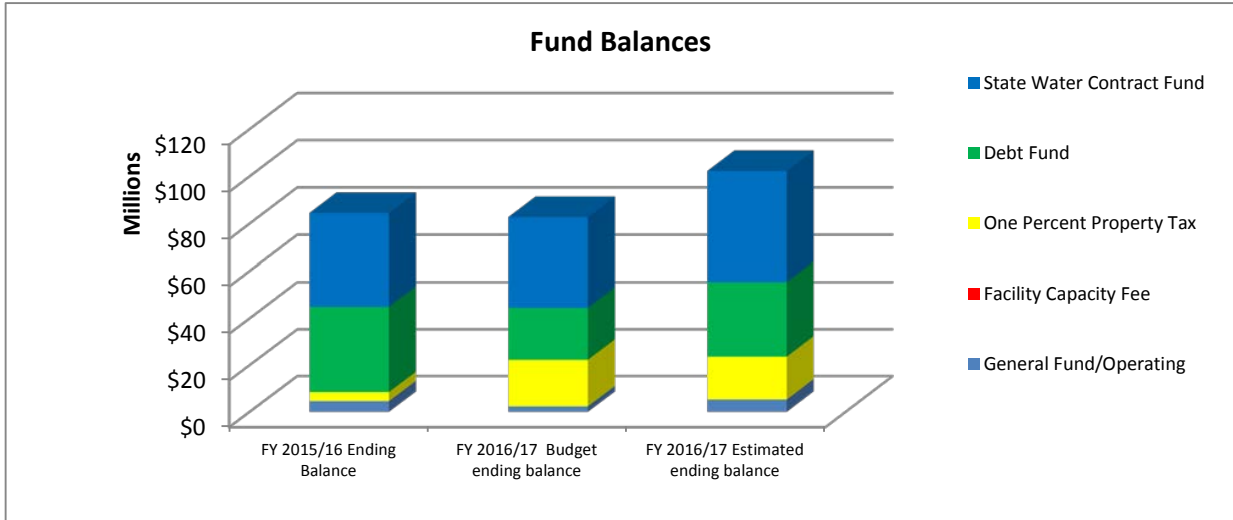
MARCH 2017

[This page intentionally left blank.]

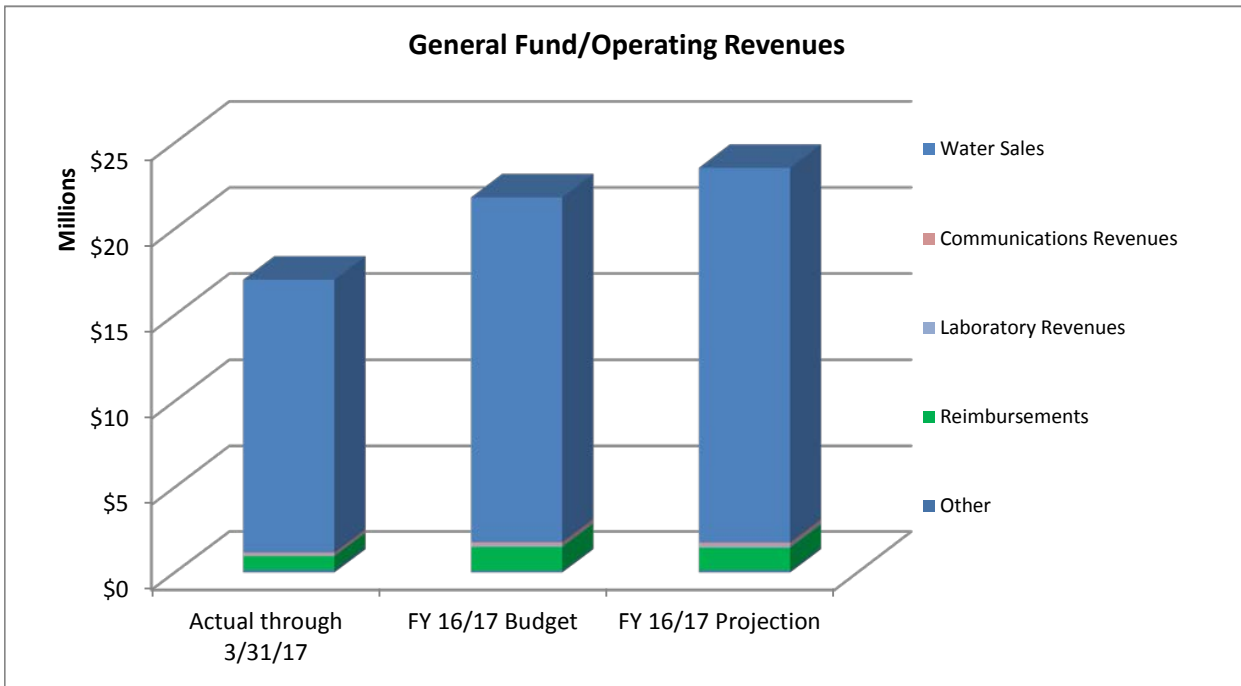
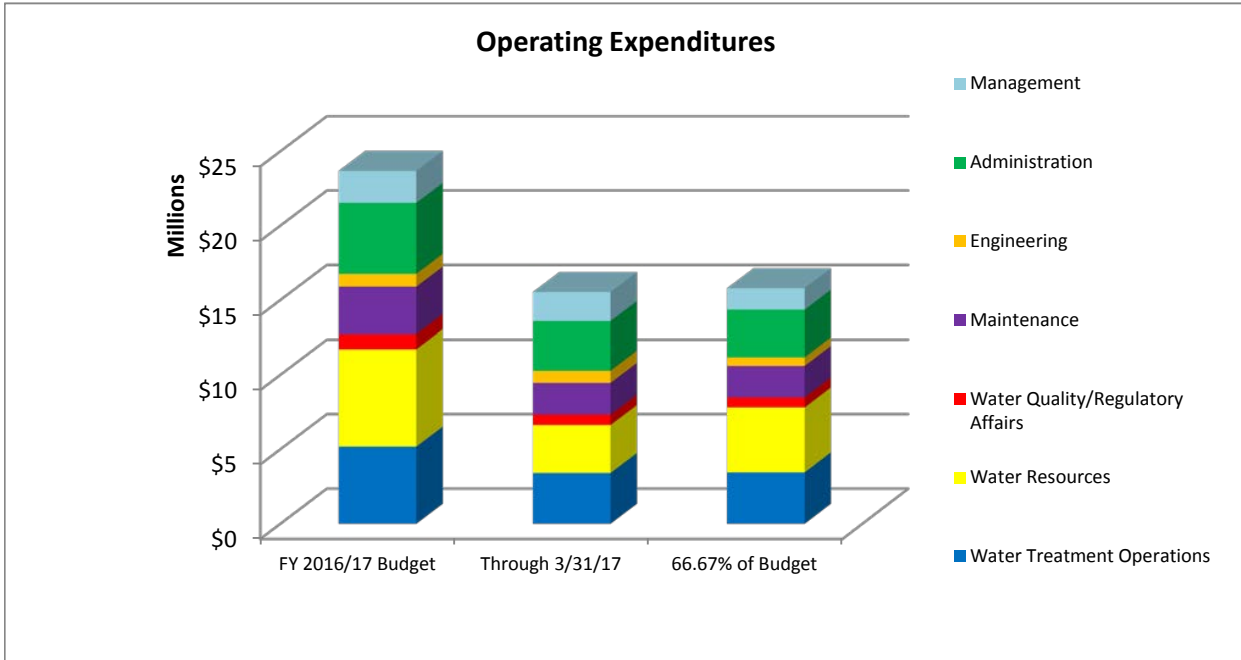
CASTAIC LAKE WATER AGENCY FISCAL STATUS FY 2016/17 as of March 31, 2017



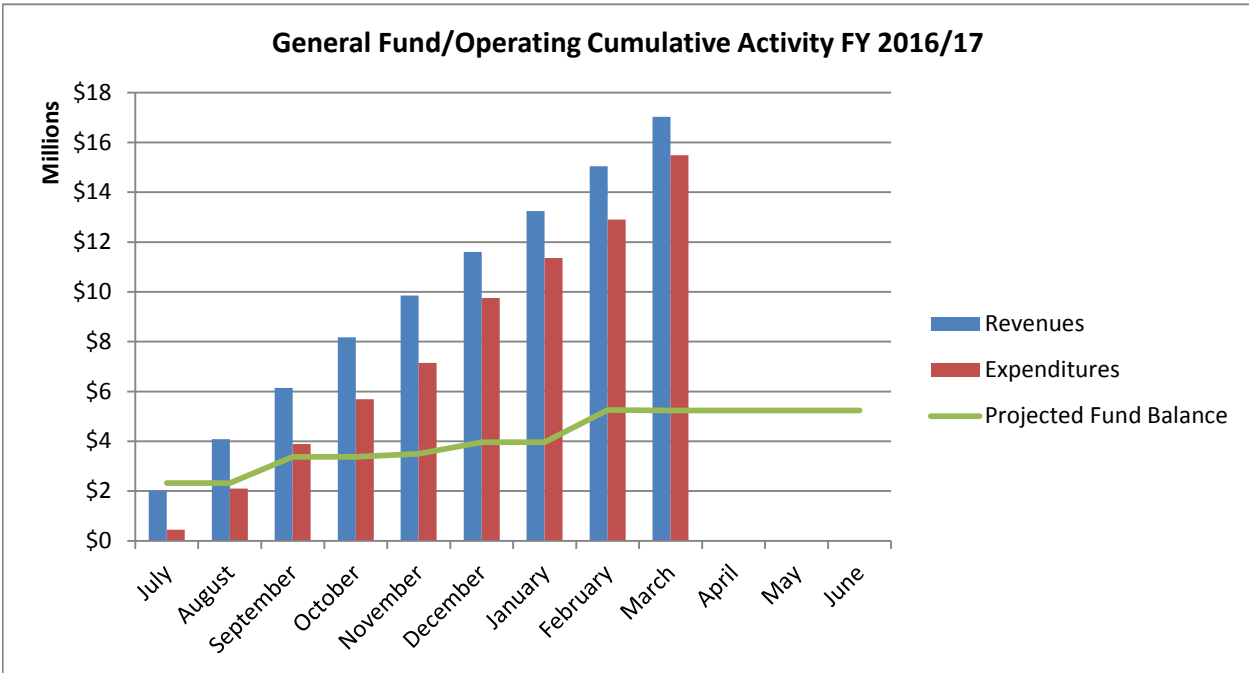
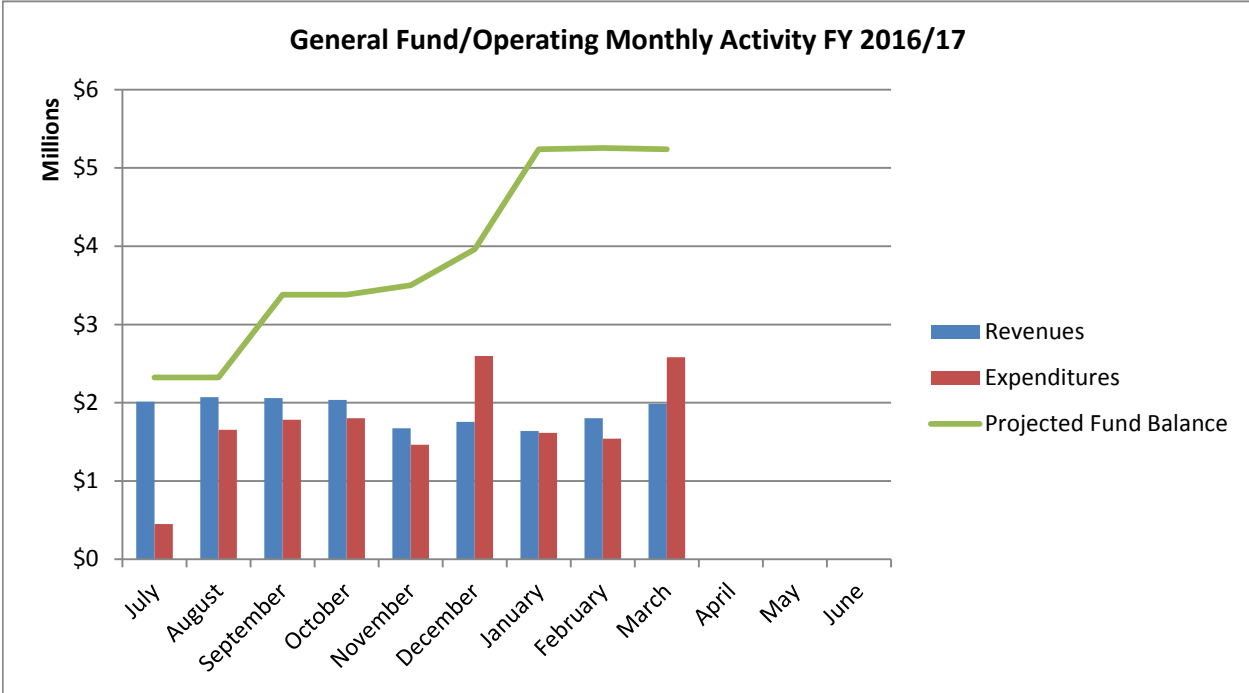
CASTAIC LAKE WATER AGENCY FISCAL STATUS FY 2016/17 as of March 31, 2017



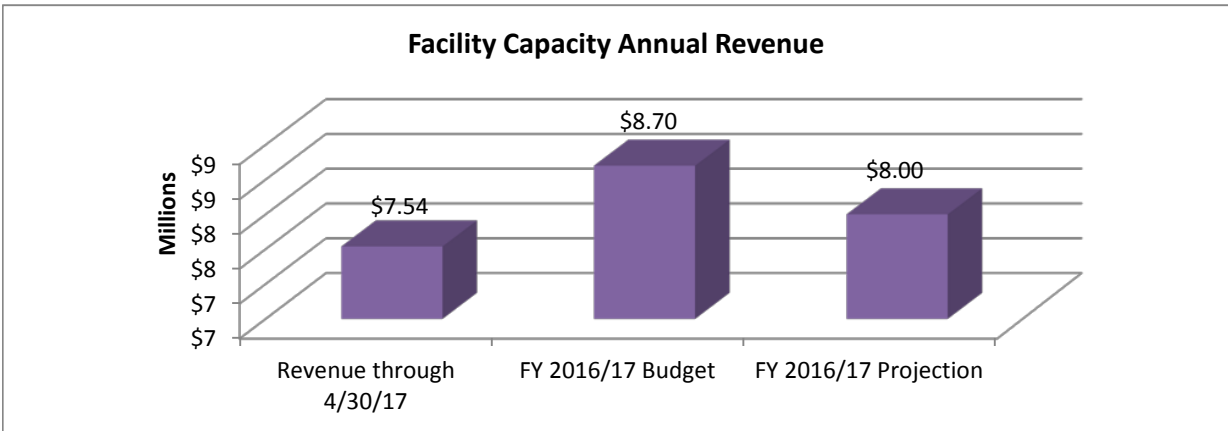
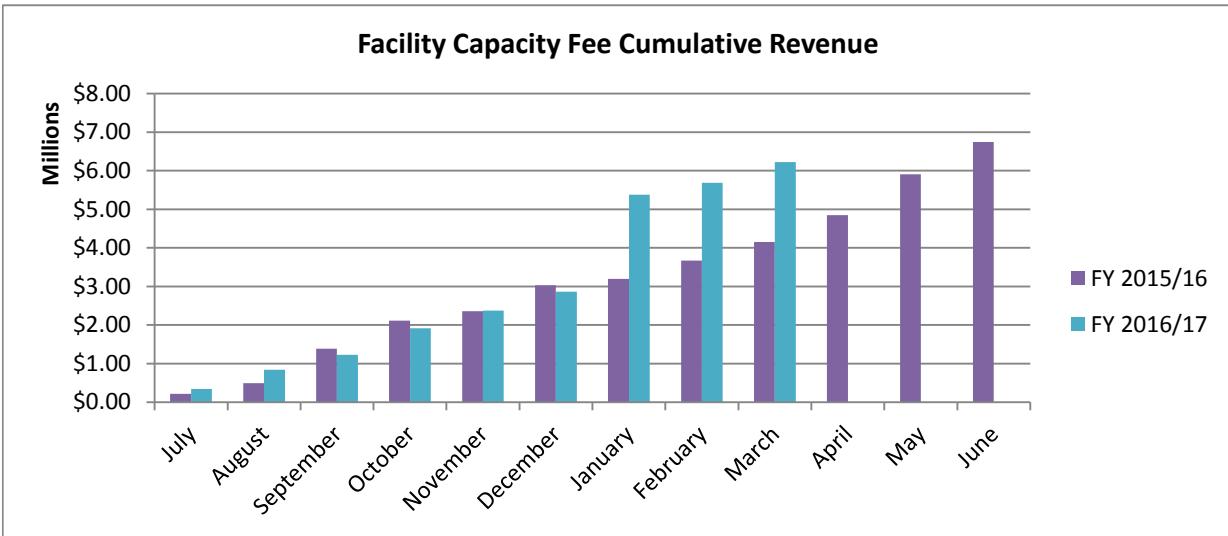
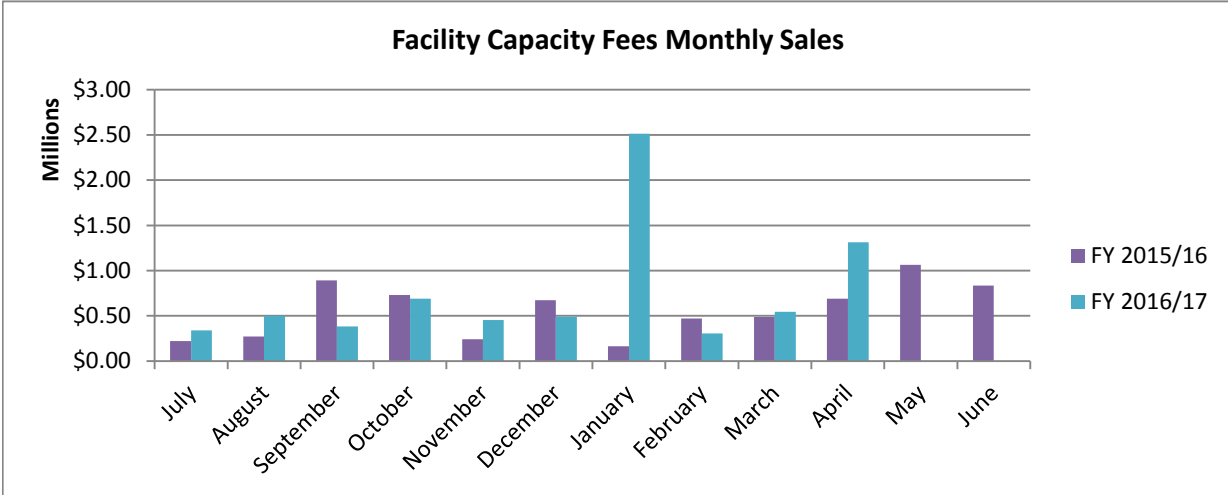
CASTAIC LAKE WATER AGENCY FISCAL STATUS FY 2016/17 as of March 31, 2017



CASTAIC LAKE WATER AGENCY FISCAL STATUS FY 2016/17 as of March 31, 2017



CASTAIC LAKE WATER AGENCY FISCAL STATUS FY 2016/17 as of March 31, 2017



CASTAIC LAKE WATER AGENCY FISCAL STATUS FY 2016/17 as of March 31, 2017

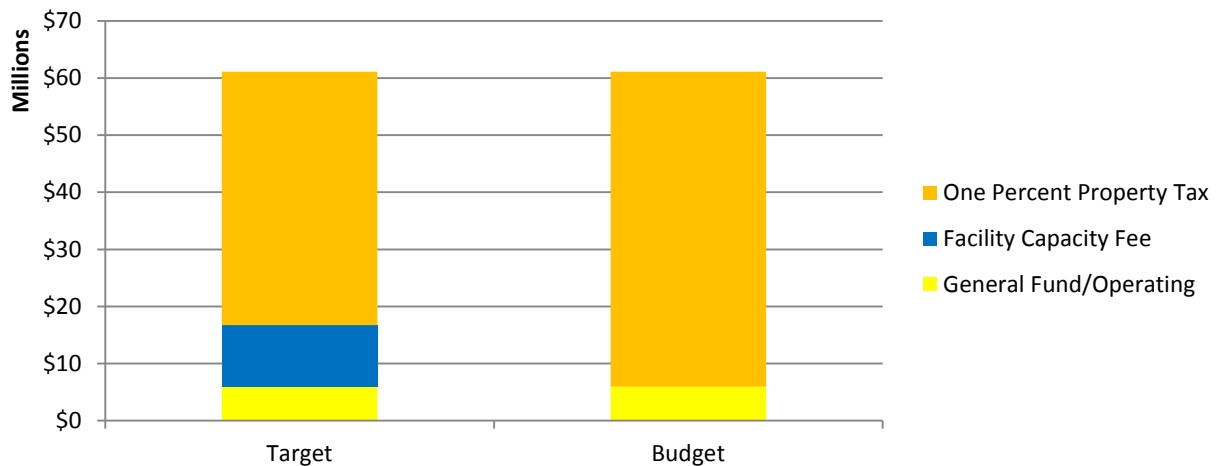
FY 2016/17 TARGET RESERVES

Title	Total	One Percent Property Tax Revenues	Facility Capacity Fees	General Fund (water rates)
Debt Service Reserves	\$ 15,546,200	\$ 4,714,500	\$ 10,831,700	\$ -
Operating Reserves	5,920,000	-	-	5,920,000
Capital Reserves	10,839,800	10,839,800	-	-
Economic Uncertainties (liquidity)	26,518,500	26,518,500	-	-
Repair and Replacement	2,286,200	2,286,200	-	-
Total	\$ 61,110,700	\$ 44,359,000	\$ 10,831,700	\$ 5,920,000

FY 2016/17 BUDGET RESERVES

Title	Total	One Percent Property Tax Revenues	Facility Capacity Fees	General Fund (water rates)
Debt Service Reserves	\$ 15,546,200	\$ 15,546,200	\$ -	\$ -
Operating Reserves	5,920,000	-	-	5,920,000
Capital Reserves	10,839,800	10,839,800	-	-
Economic Uncertainties (liquidity)	26,518,500	26,518,500	-	-
Repair and Replacement	2,286,200	2,286,200	-	-
Total	\$ 61,110,700	\$ 55,190,700	\$ -	\$ 5,920,000

FY 2016/17 RESERVE FUNDING




**Cash and Investment Summary
As of March 31, 2017**

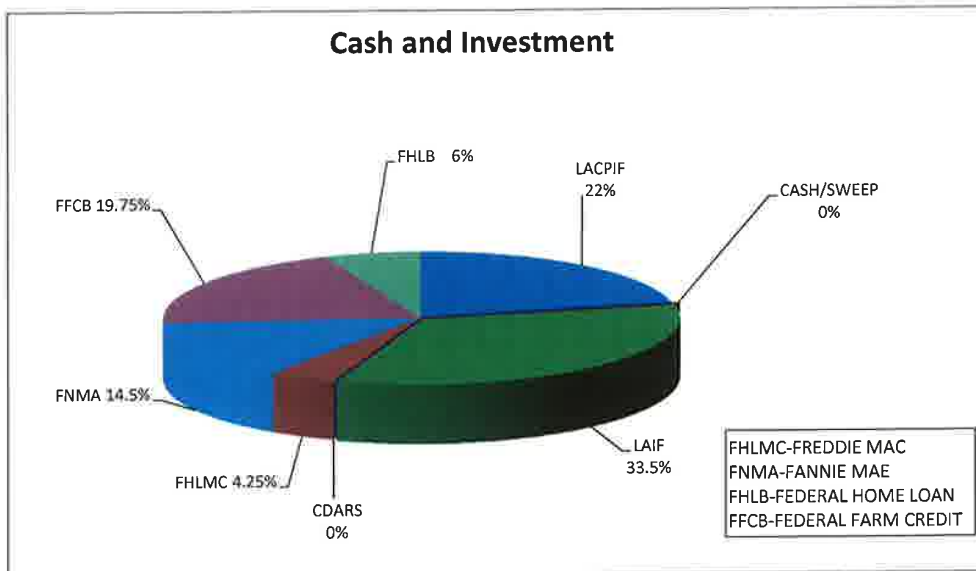
	BALANCE	% OF TOTAL	AVERAGE REMAINING LIFE DAYS	WGHTD. AVG. YIELD
Agency Funds				
Cash & Sweep Account	\$ (623,853)	-0.38%	-	0.575%
LAIF *	30,485,971	18.55%	-	0.821%
LACPIF	35,946,387	21.87%	-	1.290%
CDARS	5,000	0.00%	-	0.000%
Federal Agencies	63,500,000	38.64%	1,104	1.352%
Total Agency	<u>129,313,505</u>			
Capital Improvement Project Funds				
Cash & Sweep Account	321,405	0.20%	-	0.575%
LAIF	24,707,624	15.03%	-	0.821%
Federal Agencies	10,000,000	6.08%	1,204	1.000%
Total CIP	<u>35,029,029</u>			
Total Cash and Investment	<u><u>164,342,534</u></u>	<u>100.00%</u>		

* Includes SCWD pass through investment of \$13,286,188.

I certify that the investments of the Castaic Lake Water Agency are in compliance with the Investment Policy as adopted by the Board of Directors, and that the Agency has the ability to meet the expenditure requirements for the next 6 months.


Valerie Pryor
Assistant General Manager


Carlos V. Corrales
Controller



Cash and Investment Activity for the Month of March 2017

	AGENCY FUNDS					CAPITAL IMPROVEMENT PROJECT FUNDS			TOTAL
	CASH & SWEEP	LAIF	LACPIF	CDARS	FEDERAL AGENCIES	CASH & SWEEP	LAIF	FEDERAL AGENCIES	
Cash & Investments @ 3/1/17	\$ (215,203)	\$ 31,985,971	\$ 35,925,993	\$ 5,000	\$ 63,500,000	\$ 608,103	24,707,624	10,000,000	\$ 166,517,488
Cash & Sweep Transactions:									
Receipts:									
Water Sales & Lab Fees	1,543,356								1,543,356
Recycled Water Sales	114								114
Developer Impact Fees	543,730								543,730
Taxes	210,333								210,333
Interest	135,644					1,285			136,929
Perchlorate Reimbursement									
Communications	14,535								14,535
Refund from State									
Reimbursement from SCWD	623,689								623,689
Miscellaneous	307,557					424,323			731,880
Disbursements:									
Accounts Payable	(3,764,946)					(712,307)			(4,477,253)
Payroll check	(8,717)								(8,717)
Payroll ach	(1,389,466)								(1,389,466)
Credit card ach	(24,179)								(24,179)
Kern County (BV & RRB) wire									
Debt payments (principal, int. & fees)	(80,000)								(80,000)
CalPERS									
CERBT wire									
Voiced checks	95								95
Miscellaneous									
Investment Transactions:									
LAIF Transactions:									
Interest Deposited									
In/Out									
In/Out	1,500,000	(1,500,000)							
SCWD									
LACPIF Transactions:									
Interest Deposited	(20,394)		20,394						
In/Out									
Treasury Bills Transactions:									
Interest Deposited									
In/Out									
CDARS Transactions:									
Interest Deposited									
In/Out									
SCWD									
CLWA									
Federal Agencies:									
Maturities									
Purchases									
Prepaid Interest									
Cash and Investments @ 3/31/17	\$ (623,853)	\$ 30,485,971	\$ 35,946,387	\$ 5,000	\$ 63,500,000	\$ 321,405	\$ 24,707,624	\$ 10,000,000	\$ 164,342,534

As of March 31, 2017

AGENCY FUNDS

<u>Description</u>	<u>Cost</u>	<u>Rate</u>	<u>Yield</u>	<u>Purchase Date</u>	<u>Maturity Date</u>	<u>Life Days</u>	<u>Rem. Days</u>	<u>Average Interest</u>	
Federal Government Agency Investment Portfolio									
FHLMC	2,000,000	1.000%	1.000%	30-Oct-15	27-Jul-18	1001	482	20,000	#
FFCB	5,000,000	1.030%	1.030%	5-Jul-16	5-Apr-19	1004	734	51,500	#
FHLB	5,000,000	1.200%	1.200%	31-Oct-16	11-Oct-19	1075	923	60,000	#
FFCB	5,000,000	1.300%	1.300%	25-May-16	25-Nov-19	1279	968	65,000	#
FFCB	2,500,000	1.240%	1.240%	13-Jul-16	13-Jan-20	1279	1017	31,000	#
FFCB	5,000,000	1.360%	1.360%	18-May-16	18-Feb-20	1371	1053	68,000	#
FHLB	5,000,000	1.450%	1.450%	30-Mar-16	30-Mar-20	1461	1094	72,500	#
FFCB	5,000,000	1.470%	1.470%	29-Jun-16	29-Jun-20	1461	1185	73,500	#
FNMA	6,000,000	1.500%	1.500%	30-Jun-16	29-Sep-20	1552	1277	90,000	#
FNMA	8,000,000	1.375%	1.375%	30-Oct-15	29-Oct-20	1826	1307	110,000	#
FFCB	5,000,000	1.350%	1.350%	2-Nov-16	2-Nov-20	1461	1311	67,500	#
FFCB	5,000,000	1.440%	1.440%	16-Jul-16	19-Jan-21	1648	1389	72,000	#
FNMA	5,000,000	1.550%	1.550%	24-Aug-16	24-Aug-21	1826	1606	77,500	#
	<u>\$ 63,500,000</u>					<u>18244</u>	<u>14346</u>	<u>858,500</u>	

CDARS

CDARS	\$ 5,000	0.000%	0.000%	31-Mar-17	31-Mar-17	0	0	-	
TOTAL	<u>\$ 5,000</u>					<u>0</u>	<u>0</u>	<u>-</u>	
		Weighted Avg Yield	<u>0.000%</u>		Avg Remaining Life	<u>0</u>			

CIP Funds

<u>Description</u>	<u>Cost</u>	<u>Rate</u>	<u>Yield</u>	<u>Purchase Date</u>	<u>Maturity Date</u>	<u>Life Days</u>	<u>Rem. Days</u>	<u>Average Interest</u>	
Federal Government Agency Investment Portfolio									
FNMA	5,000,000	1.000%	1.000%	30-Apr-13	30-Apr-18	1826	394	50,000	#
FHLMC	5,000,000	1.000%	1.000%	20-Jun-16	20-Jun-19	1095	810	50,000	#
	<u>\$ 10,000,000</u>					<u>2921</u>	<u>1204</u>	<u>100,000</u>	

Callable
Cash & Sweep Account, LAIF and LACPIF are liquid investments.

[This page intentionally left blank.]

Castaic Lake Water Agency
Check Register Report
From: Mar 1, 2017 to Mar 31, 2017

Vendor Name	Description	Amount
A.V. EQUIPMENT RENTAL, INC.	60 FOOT BOOM LIFT	447.12
	BOOM LIFT RENTAL	418.84
	FIRE HOSE, NOZZLE, GLOVE	980.87
	REACHLIFT RENTAL	390.00
	SUBPUMP RENTAL	1,167.91
	TRACTOR PARTS #C31	504.97
A.V. EQUIPMENT RENTAL, INC.		3,909.71
ACC BUSINESS	ESFP 1/11-2/10/17	388.80
	SCADA 1/11-2/10/17	777.60
ACC BUSINESS		1,166.40
ACE TREE SERVICE, INC.	F1516-010-119991	4,500.00
ACE TREE SERVICE, INC.		4,500.00
ACWA	NWRA MEM.DUES 2017	2,000.00
ACWA		2,000.00
ACWA/JPIA	CLWA DENTAL APRIL	9,404.25
	CLWA EAP APRIL	176.25
	CLWA LIFE APRIL	1,787.79
	CLWA PROPERTY PROGRAM REN	79,305.00
	CLWA RETIREE DENTAL	2,282.60
	CLWA VISION APRIL	1,429.12
	COBRA - DAM APRIL	18.56
	COBRA - JB APRIL	18.56
	COBRA - SK APRIL	18.56
	SCWD DENTAL APRIL	6,843.41
	SCWD EAP APRIL	129.25
	SCWD LIFE APRIL	1,068.35
	SCWD RETIREE DENTAL	745.93
	SCWD VISION APRIL	1,020.80
	USCVJPA PROPERTY PROGRAM	500.00
ACWA/JPIA		104,748.43
AFLAC	CLWA MARCH 2017	3,055.08
	SCWD MARCH 2017	1,786.28
AFLAC		4,841.36
ALL STAR FENCE	F1516-014-122139	16,070.00
ALL STAR FENCE		16,070.00
ALL SYSTEMS GO, INC.	F1617-008-154920	2,462.88
ALL SYSTEMS GO, INC.		2,462.88
AMERICAN BUSINESS MACHINES	COPY USAGE WR	877.86
	CYAN TONER	8.00
AMERICAN BUSINESS MACHINES		885.86
AMERICAN SOCIETY OF CIVIL ENGINEERS	2017 DUES-MGS	295.00

Castaic Lake Water Agency
Check Register Report
From: Mar 1, 2017 to Mar 31, 2017

Vendor Name	Description	Amount
AMERICAN SOCIETY OF CIVIL ENGINEERS		295.00
ANDY GUMP, INC.	HOLDING TANK 1/16-2/12/17	247.00
	HOLDING TANK2/13-3/12	247.00
	PORT TOILET 1/13/17 - 2/9	112.95
	PORT TOILET 3/10-4/6/17	112.95
	PORT. TOILET 2/10-3/9/17	112.95
ANDY GUMP, INC.		832.85
AQUA-FLO SUPPLY	FERTILIZER	2,124.06
AQUA-FLO SUPPLY		2,124.06
ARAMARK UNIFORM SERVICE INC.	A1617-002-151508	1,512.47
ARAMARK UNIFORM SERVICE INC.		1,512.47
AROUND THE CLOCK CALL CENTER	ANSWERING SERVICE FEB.	97.50
	ANSWERING SRVC MARCH	109.50
AROUND THE CLOCK CALL CENTER		207.00
ASSIMILATE ADVISORS	A1415-008-109878	2,000.00
ASSIMILATE ADVISORS		2,000.00
AT&T	CONTROLLER DSL MARCH	32.00
	ESFP COMP.AUTODIALER	19.67
	ESFP SRVC 1/11-2/10	107.73
	ESFP/RVWTP ALARMS	94.44
	ESIPS 1/11-2/10/17	19.67
	IRRIGATION TELEMETRY	38.60
	ISDN-ESFP TO RVWTP	63.80
	ISDN-RVWTP TO ESFP	63.80
	LAN SRVC 1/11-2/10/17	221.89
	MODEM 1/11-2/10/17	38.60
	PRIMARY INTERNET	2,687.20
	RVIPS ALARMS1/11-2/10	56.93
	RVWTP ELEVATOR SRVC	20.29
	RVWTP SRVC 297-1600	37.89
	RVWTP SRVC297-1607-19	153.38
	SAFETY/IT/EVENTS	20.31
	T-1 INTERNET MARCH	1,443.66
	TURNOUTS TELEMETRY	114.67
	WAREHOUSE / SUMMIT	845.24
	AT&T	
AUTO NATION, INC.	LABOR/PARTS #C28	1,042.30
	LABOR/PARTS #C42	2,661.38
	SPARE KEY #C64	157.51
AUTO NATION, INC.		3,861.19
AV PARTY RENTAL, INC.	15 BAQT TABLECLOTHS	128.25

Castaic Lake Water Agency
 Check Register Report
 From: Mar 1, 2017 to Mar 31, 2017

Vendor Name	Description	Amount
AV PARTY RENTAL, INC.		128.25
BARBARA CAWLEY	FEBRUARY MILEAGE	35.03
BARBARA CAWLEY		35.03
BARRINGTON STAFFING SERVICES	PERA W/E 1/15/17	232.50
	PERA W/E 1/29/17	465.00
	PERA W/E 2/12/17	465.00
	PERA W/E 2/19/17	186.00
	PERA W/E 2/26/17	167.40
	PERA W/E 3/5/17	316.20
BARRINGTON STAFFING SERVICES		1,832.10
BAY ALARM COMPANY	FEB ALARM SERVICE	36.00
	MARCH ALARM SERVICE	36.00
BAY ALARM COMPANY		72.00
BEST BEST & KRIEGER LLP	ADV SCOPE JAN.2017	107.50
	ADV. SCOPE II JAN.	14,684.29
	ANNEXATIONS JAN.2017	3,090.00
	BIDDING REQUIREMENTS	55.00
	CASTAIC CONDUIT	157.50
	CLWA CELL SITE JAN.	2,710.00
	DD SOLAR PROJECT JAN.	1,842.50
	EMPLOYEE BENEFITS	357.50
	GENERAL LEGAL FEB.	1,485.00
	GENERAL LEGAL JAN.	1,497.50
	GENERAL LEGAL JANUARY	10,696.27
	LEGAL REPORT JANUARY	275.00
	NCWD SETTLEMENT JAN.	13,185.00
	PUBLIC RECORDS REQUES	2,075.00
	SCOPE PUC	55.00
	SUSTAINABILITY ACT	3,795.00
	SWC LEGAL COMM. JAN	1,941.30
	SWP UNBALANCED EXCH.	110.00
	WATER CONSERVATION	192.50
	BEST BEST & KRIEGER LLP	
BJ ATKINS	MILEAGE EXPENSE	38.73
	SC WATERSHED MTG.	13.14
	UWI CONF. EXP. 2/7-10	418.93
	UWI CONF. TRAVEL EXP.	146.59
BJ ATKINS		617.39
BLACK & VEATCH CORPORATION	E1415-022-107434	14,250.63
BLACK & VEATCH CORPORATION		14,250.63
BOARD OF EQUALIZATION	UST MAINT. FEE 2016	138.23

Castaic Lake Water Agency
Check Register Report
From: Mar 1, 2017 to Mar 31, 2017

Vendor Name	Description	Amount
BOARD OF EQUALIZATION		138.23
BON AIR INC.	PP#2 RETENTION(TRUST)	-4,955.00
	PP#2 THRU 3/3/17	99,100.00
BON AIR INC.		94,145.00
BR BUILDERS INC.	F1617-005-153025	6,795.00
	OUTDOOR LAB REPAIRS	17,090.00
BR BUILDERS INC.		23,885.00
BRE CA OFFICE OWNER LLC	REMOVAL OF 2,275 SQUARE F	4,550.00
BRE CA OFFICE OWNER LLC		4,550.00
BRENNTAG PACIFIC, INC.	CAUSTIC SODA 1/27/17	1,533.42
BRENNTAG PACIFIC, INC.		1,533.42
BURRTEC WASTE INDUSTRIES INC.	FEB 2017 SERVICE	317.34
	MARCH 2017 SERVICE	317.34
BURRTEC WASTE INDUSTRIES INC.		634.68
CALIFORNIA ADVOCATES, INC.	W1415-009-107096	9,246.20
CALIFORNIA ADVOCATES, INC.		9,246.20
CALIFORNIA EVENTS CUSTOM CATERING	BOD DINNER MTG 3/8/17	427.91
	BOD DINNER MTG 4/12	427.91
CALIFORNIA EVENTS CUSTOM CATERING		855.82
CANON SOLUTIONS AMERICA, INC.	COPY USAGE 1/22-2/21	895.28
	COPY USAGE 11/19-2/18	2,245.26
	COPY USAGE 12/22/16-1/21/	492.57
CANON SOLUTIONS AMERICA, INC.		3,633.11
CAPITAL OFFICE PRODUCTS, INC.	OFFICE SUPPLIES-CALENDARS	97.35
CAPITAL OFFICE PRODUCTS, INC.		97.35
CAPPO	MEMBERSHIP DUES-SR/JW	260.00
CAPPO		260.00
CARLOS CORRALES	HR/PAYROLL MTG 3/10	99.62
	WORKFLOW MTG. 3/15	43.13
CARLOS CORRALES		142.75
CCFST	SS TUBING AND FERRULE SET	303.36
CCFST		303.36
CDW GOVERNMENT, INC	ADOBE PHOTOSHOP (CLWAWR)	355.00
	ANNUAL SOFTWARE SUPPORT F	300.00
	DUAL MONITOR ARM	154.26
	EPSON PROJECTOR CARRYING	41.03
	HP 1920 24 PORT POE SWITC	1,453.70
	HP LASERJET M252DW (SCWD)	225.07
	HP LASERJET M402N (SCWD)	173.68
	HP LASERJET M506DN (CLWA	584.76
	HP LASERJET M533DN (CLWA	656.70

Castaic Lake Water Agency
Check Register Report
From: Mar 1, 2017 to Mar 31, 2017

Vendor Name	Description	Amount
CDW GOVERNMENT, INC	RECYCLING FEE	156.00
	STARTECH DUAL MONITOR ARM	462.79
	VIEWSONIC 21" MONITOR (CL	136.77
	VIEWSONIC 22" LED MONITOR	662.81
	VIEWSONIC 24" LED MONITOR	3,598.17
CDW GOVERNMENT, INC		8,960.74
CED, INC.	24VDC POWER SUPPLY	512.58
	LED LAMPS	516.56
CED, INC.		1,029.14
CH2M HILL ENGINEERS, INC.	VOC INVESTIGATION	703.00
CH2M HILL ENGINEERS, INC.		703.00
CHARLINE S. ZIPPERER	DEVIL'S DEN RENT 2017	300.00
CHARLINE S. ZIPPERER		300.00
CHEVRON AND TEXACO CARD SVCS	GASOLINE THRU 3/5/17	4,170.79
CHEVRON AND TEXACO CARD SVCS		4,170.79
CHRIST LUTHERAN PRESCHOOL	TURF REMOVAL OF 2,874 SQU	5,748.00
CHRIST LUTHERAN PRESCHOOL		5,748.00
CMJ INFORMATION TECHNOLOGY INC.	DMS MAINTENANCE FEB	900.00
	DMS MAINTENANCE MARCH 201	900.00
CMJ INFORMATION TECHNOLOGY INC.		1,800.00
COLLEGE OF THE CANYONS FOUNDATION	2017 SCHOLARSHIP	2,500.00
COLLEGE OF THE CANYONS FOUNDATION		2,500.00
CONCEPTINET	CLWA WEBSITE UPDATES	42.50
	WEBSITE SEO - FEB	415.00
	WEBSITE SEO - MARCH	415.00
	WEBSITE UPDATES	42.50
CONCEPTINET		915.00
CONTRACTOR COMPLIANCE & MONITORING	W1415-005-106586	18.75
CONTRACTOR COMPLIANCE & MONITORING		18.75
CONTROL TECHNOLOGY INC.	SEIMENS POWER SUPPLY	1,327.46
CONTROL TECHNOLOGY INC.		1,327.46
COPPER EAGLE PATROL & SECURITY	DECEMBER MEETINGS	500.00
	FEB 2017 PATROL SRVC	3,135.00
	GARDEN GUARD FEB 2017	1,138.50
	GARDEN GUARD JAN.	1,247.40
	JANUARY MEETINGS	600.00
	MAIN GATE GUARD -FEB. 201	4,308.99
	MAIN GATE GUARD JAN.	4,635.60
	MAR. 2017 PATROL SRVC	3,135.00
COPPER EAGLE PATROL & SECURITY		18,700.49
COPPER HILL MASTER ASSOCIATION	REBATE FOR REMOVAL OF 1,5	3,138.00

Castaic Lake Water Agency
Check Register Report
From: Mar 1, 2017 to Mar 31, 2017

Vendor Name	Description	Amount
COPPER HILL MASTER ASSOCIATION		3,138.00
COREY JENS	FINGERPRINTING	20.00
COREY JENS		20.00
CORNER BAKERY CAFE	SCV LEADERS LUNCH	190.00
	3/1/17 SGMA LUNCH MTG	154.38
	DELIVERY FEE	19.00
	SGMA MEETING 1/18/17 LUNC	230.00
CORNER BAKERY CAFE		593.38
COSTCO/CAPITAL ONE COMMERCIAL	MEMBERSHIP RENEWAL	165.00
	OFFICE SUPPLIES	808.77
COSTCO/CAPITAL ONE COMMERCIAL		973.77
COUNTY OF LOS ANGELES	2016 ELECTIONS	684,964.53
	NOE FILING FEE	150.00
COUNTY OF LOS ANGELES		685,114.53
COUNTY OF VENTURA	11/8 ELECTION DIV. 3	410.07
	11/8ELECTION AT LARGE	410.07
COUNTY OF VENTURA		820.14
COURT SECURITY SYSTEMS INC.	TRANSMITTERS FOR GATE OPE	241.43
COURT SECURITY SYSTEMS INC.		241.43
CP SYSTEMS	F1617-002-147180	1,630.31
CP SYSTEMS		1,630.31
CUSTOM CATERERS	ALL EMPLOYEE MTG 3/7	1,673.06
CUSTOM CATERERS		1,673.06
CV STRATEGIES	W1617-005-153694	1,243.25
CV STRATEGIES		1,243.25
CYNTHIA BRADY	FEBRUARY MILEAGE	33.98
CYNTHIA BRADY		33.98
DEAN EFSTATHIOU	UWI CONF EXP2/8-10/17	372.80
	UWI TRAVEL EXPENSE	107.00
DEAN EFSTATHIOU		479.80
DEAN PARADISE	RES LAWN REPLACEMENT	1,396.00
DEAN PARADISE		1,396.00
DEPARTMENT OF JUSTICE	FINGERPRINTING - MC	32.00
DEPARTMENT OF JUSTICE		32.00
DEPARTMENT OF WATER RESOURCES	CONTRACT #160213 MARCH 20	975,849.00
	JAN 2017 DWR VARIABLE	126,349.00
DEPARTMENT OF WATER RESOURCES		1,102,198.00
DESIGN SPACE MODULAR BUILDINGS	TRAILER 2/19/17-3/18/17	1,320.32
	TRAILER 3/19/17-4/18/17	1,320.32
DESIGN SPACE MODULAR BUILDINGS		2,640.64
DEZURIK, INC.	BUTTERFLY VALVE	5,538.64

Castaic Lake Water Agency
Check Register Report
From: Mar 1, 2017 to Mar 31, 2017

Vendor Name	Description	Amount
DEZURIK, INC.		5,538.64
DRAGONFLYLOLA ARTISTRY	OPEN HOUSE BALANCE	328.12
	OPEN HOUSE DEPOSIT	328.13
DRAGONFLYLOLA ARTISTRY		656.25
DUNCAN CUNNINGHAM	DEVIL'S DEN RENT 2017	337.50
DUNCAN CUNNINGHAM		337.50
EATON SIY	RES LAWN REPLACEMENT, COM	1,090.00
EATON SIY		1,090.00
EDWARD COLLEY	ACWA CONF EXP 11/30,	86.68
	ACWA CONF TRAVEL EXP	170.18
EDWARD COLLEY		256.86
EDWARD GLADBACH	MILEAGE 2/23/17	37.45
EDWARD GLADBACH		37.45
EMPLOYEE RELATIONS, INC.	PRE-EMPLOYMENT BACKGROUND	532.05
EMPLOYEE RELATIONS, INC.		532.05
EMPLOYMENT DEVELOPMENT DEPT.	W/H 3/10/17	404.55
	W/H 3/24/17	404.55
EMPLOYMENT DEVELOPMENT DEPT.		809.10
ENERNOC, INC.	SERVICES 1/1-3/31/17	3,300.00
ENERNOC, INC.		3,300.00
EROSION CONTROL APPLICATIONS, INC.	RVWTP CLEARWELL REPAIR	3,827.00
EROSION CONTROL APPLICATIONS, INC.		3,827.00
EUROFINS EATON ANALYTICAL, INC.	OUTSIDE LAB 01/23/17	402.50
	OUTSIDE LAB 11/28/16	402.50
	OUTSIDE LAB 12/27/16	402.50
	OUTSIDE LAB 2/27/17	405.00
	PERCHLORATE 1/26-2/1	900.00
EUROFINS EATON ANALYTICAL, INC.		2,512.50
EVAN DOSS	T4 CERT. RENEWAL	105.00
EVAN DOSS		105.00
EVOQUA WATER TECHNOLOGIES, LLC.	CREDIT	-0.01
	DIMB 9/22/16	109.16
	OM1617-002-148137	296.86
	OM1617-003-114828	105,284.18
	TANK RENTAL 7/1-9/30/	91.16
	TANK RENTAL10/1-12/31	91.16
EVOQUA WATER TECHNOLOGIES, LLC.		105,872.51
FEDAK & BROWN LLP	JANUARY 2017 SERVICES	675.00
FEDAK & BROWN LLP		675.00
FEDEX	DELIVERY 1/18/17	37.20
	DELIVERY 1/5/17	20.52

Castaic Lake Water Agency
Check Register Report
From: Mar 1, 2017 to Mar 31, 2017

Vendor Name	Description	Amount
FEDEX	DELIVERY 12/30/16	23.88
	DELIVERY THRU 1/11/17	146.12
	DELIVERY THRU 2/13/17	106.18
	DELIVERY THRU 2/7/17	113.94
FEDEX		447.84
FISHER SCIENTIFIC	BD DIFCO DEHYDRATED CULTU	205.87
	FISHERBRAND STIR BAR RETR	23.75
FISHER SCIENTIFIC		229.62
FITCH, INC.	2008A COP SURVEILLANCE 4/	3,000.00
FITCH, INC.		3,000.00
FRANCHISE TAX BOARD	W/H 3/10/17	200.00
	W/H 3/24/17	200.00
FRANCHISE TAX BOARD		400.00
GARY MARTIN	ACWA MTG EXP 2/10/17	20.14
	ACWA TRAVEL EXP 2/10	90.47
GARY MARTIN		110.61
GENERAL CONSOLIDATED CONSTRUCTORS	F1516-007-118256	8,100.50
GENERAL CONSOLIDATED CONSTRUCTORS		8,100.50
GINA GAIL MACDONALD	RES LAWN REPLACEMENT	2,642.00
GINA GAIL MACDONALD		2,642.00
GRAINGER, INC.	BRIM HARD HAT	117.98
	FULL FACE RESPIRATOR	318.92
	RAIN BIB OVERALLS	83.24
	RAIN GEAR	242.05
	RAIN JACKET / HOOD	71.23
	RESPIRATOR STORAGE BAGS	114.62
GRAINGER, INC.		948.04
GS 03 SERVICES, LLC	AMBIENT OZONE PARTS	1,899.88
	O RING AND FILTER	399.28
	SHIPPING	17.43
	TELEDYNE HIGH CON OZONE A	6,450.00
GS 03 SERVICES, LLC		8,766.59
GSE CONSTRUCTION COMPANY INC.	PP#3 RETENTION(TRUST)	-6,788.10
	PP#3 THRU 2/28/17	135,762.00
GSE CONSTRUCTION COMPANY INC.		128,973.90
GSI WATER SOLUTIONS, INC.	E1516-002-111127	1,537.50
	W1617-006-153844	750.00
GSI WATER SOLUTIONS, INC.		2,287.50
HACH COMPANY	1720 TURBIDIMETER PHOTOCE	2,901.60
	CL17 SOLUTION	631.56
	POWER SUPPLY	216.41

Castaic Lake Water Agency
Check Register Report
From: Mar 1, 2017 to Mar 31, 2017

Vendor Name	Description	Amount
HACH COMPANY	SHIPPING CHARGE	30.89
HACH COMPANY		3,780.46
HARRINGTON INDUSTRIAL PLASTICS LLC	MAG DRIVE PUMP	5,330.87
	3/4 HP VERTICLE PUMP	2,978.42
	BRNZ TINT POLYCARB PANEL	500.25
	CLEAR POLYCARB PLANEL	344.89
	INBOUND SHIPPING	171.13
	OUT BOUND SHIPPING	30.00
HARRINGTON INDUSTRIAL PLASTICS LLC		9,355.56
HASA, INC.	BLEACH 1/25/17	3,205.52
	BLEACH 1/27/17	3,196.23
	BLEACH 1/31/17	740.06
	BLEACH 1/4/17	3,280.51
	BLEACH 2/1/17	3,261.93
	OM1617-004-130954	3,942.92
HASA, INC.		17,627.17
HD SUPPLY WATERWORKS	CI COVER & GATE CAP	58.57
	CREDIT	-53.41
	REDWOOD PLUGS	134.89
HD SUPPLY WATERWORKS		140.05
HILL BROTHERS CHEMICAL CO.	AQUA AMMONIA 1/19/17	2,155.00
	OM1617-001-130701	4,017.67
HILL BROTHERS CHEMICAL CO.		6,172.67
HIRSCH PIPE & SUPPLY	GEN P-T3-D SEWERROOTER UN	1,397.05
HIRSCH PIPE & SUPPLY		1,397.05
HOWARD S. WEISSBERGER	RES LAWN REPLACEMENT	2,304.00
HOWARD S. WEISSBERGER		2,304.00
HYDREX PEST CONTROL CO.	PEST SERVICE 1/31/17	133.00
	PEST SERVICE 2/24/17	133.00
	PEST SERVICE 2/27/17	300.00
	PEST SERVICES 1/18/17	74.00
HYDREX PEST CONTROL CO.		640.00
IE SAFETY SERVICES, LLC	RESPIRATOR TRAINING	1,950.00
IE SAFETY SERVICES, LLC		1,950.00
IK HYUN KIM	RES LAWN REPLACEMENT	1,544.00
IK HYUN KIM		1,544.00
IMANAGE LLC	FILESITE/EMM OUTLOOK CLIE	3,969.00
	WORKSITE COMMUNICATIONS S	396.90
	WORKSITE SERVER RENEWAL (1,436.58
IMANAGE LLC		5,802.48
INDUSTRIAL SAFETY EQUIPMENT, LLC.	WIRELESS CL2 SENSOR	1,575.00

Castaic Lake Water Agency
Check Register Report
From: Mar 1, 2017 to Mar 31, 2017

Vendor Name	Description	Amount
INDUSTRIAL SAFETY EQUIPMENT, LLC.	SHIPPING	15.44
INDUSTRIAL SAFETY EQUIPMENT, LLC.		1,590.44
INNOVYZE, INC.	INFOMASTER SETUP CLOSEOUT	10,625.00
INNOVYZE, INC.		10,625.00
IPMA-HR	JJ -MEMBERSHIP DUES	149.00
IPMA-HR		149.00
IRON MOUNTAIN	STORAGE/SHRED - FEB. 2017	258.37
	STORAGE/SHRED - MAR. 2017	306.74
IRON MOUNTAIN		565.11
ISMAEL AGUILA LANDSCAPE SERVICE	F1213-002-88852	275.00
	F1415-002-105960	3,234.00
	F1617-002-144360	275.00
	F1617-006-153845	2,371.60
ISMAEL AGUILA LANDSCAPE SERVICE		6,155.60
J.G. TUCKER & SON, INC.	CALIBRATION GAS	975.34
J.G. TUCKER & SON, INC.		975.34
JAMES PATRICK GEARY	RES LAWN REPLACEMENT	2,074.00
JAMES PATRICK GEARY		2,074.00
JEFFREY KOELEWYN	MILEAGE EXPENSE 2/23	90.95
JEFFREY KOELEWYN		90.95
JENSEN PRECAST	CAST IRON PIPES	53,390.57
JENSEN PRECAST		53,390.57
JOHN MURRAY PLUMBING	OM1617-008-145374	6,063.50
JOHN MURRAY PLUMBING		6,063.50
JOHNSON CONTROLS, INC.	11/1/16-1/31/17 SRV	897.50
	FY1516-004-114257	6,435.60
JOHNSON CONTROLS, INC.		7,333.10
JOHNSTONE SUPPLY	BATHROOM FAN BELT	9.07
	EXHAUST FAN BELT	9.07
	FITTINGS FOR HVAC	12.59
JOHNSTONE SUPPLY		30.73
JP ARMAN COMPANY	F1617-010-155121	10,880.00
JP ARMAN COMPANY		10,880.00
KAREN CLARK	FEBRUARY MILEAGE	25.68
KAREN CLARK		25.68
KATHERINE CAUSLAND	DESIGN LRP STUFFER	122.50
	DESIGN SERVICES	1,522.50
	DESIGN-LRP POSTCARDS	52.50
KATHERINE CAUSLAND		1,697.50
KATHLEEN GORDON	ACWA/JPIA SEMINAR EXP	8.74
KATHLEEN GORDON		8.74

Castaic Lake Water Agency
Check Register Report
From: Mar 1, 2017 to Mar 31, 2017

Vendor Name	Description	Amount
KEMIRA WATER SOLUTIONS, INC.	OM1617-002-130815	6,502.26
KEMIRA WATER SOLUTIONS, INC.		6,502.26
KENNEDY/JENKS	E1415-018-107425	34,207.46
	E1516-045 THRU 1/27	17,161.58
	E1516-053 THRU 1/27/17	4,017.00
	E1617-004 THRU 1/27	473.20
	W1415-003-105988	2,003.75
	W1415-008-106755	1,368.75
	W1516-001-109888	1,454.70
KENNEDY/JENKS		60,686.44
KHTS AM 1220	KHTS DIGITAL ADS - FEB	1,500.00
	KHTS DIGITAL ADS-JAN	1,500.00
KHTS AM 1220		3,000.00
KIMBALL MIDWEST	MISC TAPE & SS HARDWARE	527.24
KIMBALL MIDWEST		527.24
KIRBY EXCAVATION, INC.	RVWTP GRADING	5,880.00
KIRBY EXCAVATION, INC.		5,880.00
LEABELE MCLEOD	RES LAWN REPLACEMENT	796.00
LEABELE MCLEOD		796.00
LEE & RO, INC.	E1415-020-107431	64,202.11
	E1516-046 THRU 1/27/17	1,394.00
	E1617-018 THRU 1/27/17	11,489.00
LEE & RO, INC.		77,085.11
LEE'S MAINTENANCE SERVICE, INC.	F1516-016-129018	22,431.84
LEE'S MAINTENANCE SERVICE, INC.		22,431.84
LEGALSHIELD	MEMBERSHIP DUES-FEB17	207.40
LEGALSHIELD		207.40
LINDA POINTER	VARIOUS MILEAGE	23.54
LINDA POINTER		23.54
LOWE'S	PARTS AND MATERIALS	105.23
LOWE'S		105.23
MADISON BEACH PRODUCTIONS	DIGIAL AD:JAN-DEC2017	1,350.00
MADISON BEACH PRODUCTIONS		1,350.00
MARI-CO MAIL SERVICE	A1617-001-130071	650.00
MARI-CO MAIL SERVICE		650.00
MARILYN DE MELLO	DEVIL'S DEN RENT 2017	337.50
MARILYN DE MELLO		337.50
MATHESON TRI-GAS, INC.	OM1112-001-66096	6,086.16
	OM1415-001-104465	840.13
MATHESON TRI-GAS, INC.		6,926.29
MATHIS GROUP	M1617-002-150235	5,790.26

Castaic Lake Water Agency
Check Register Report
From: Mar 1, 2017 to Mar 31, 2017

Vendor Name	Description	Amount
MATHIS GROUP		5,790.26
MBK ENGINEERS	W1213-006-91274	892.50
MBK ENGINEERS		892.50
MCCROMETER, INC.	INSERTION FLOW METERS	59,276.11
MCCROMETER, INC.		59,276.11
MCMASTER CARR SUPPLY CO.	SANDING BELTS	108.63
	50' FOAM ROLL	42.96
	AIR FILTER	157.04
	BAND SAW BLADES	85.06
	COIL SPRING, BUSHINGS	15.89
	CONCRETE SEALANT	77.95
	DRILL BUSHING	40.23
	NICKEL CADMIUM D BATTERY	21.14
	PTFE GASKETS	305.33
	VACUUM GUAGE	244.49
VFD AIR FILTERS	137.53	
MCMASTER CARR SUPPLY CO.		1,236.25
MEANS CONSULTING, LLC	M1617-001-150223	5,679.99
MEANS CONSULTING, LLC		5,679.99
MERIDIAN CONSULTANTS, LLC	W1516-010-130310	1,625.00
	W1516-011-130312	1,135.00
MERIDIAN CONSULTANTS, LLC		2,760.00
MICHAEL BAKER INTERNATIONAL, INC.	E1415-004 THRU 10/30	43,966.81
	E1415-019-107430	92,317.45
MICHAEL BAKER INTERNATIONAL, INC.		136,284.26
MICHAEL COLE	FINGERPRINTING 2/1/17	23.00
	UNIFORM PANTS	150.00
MICHAEL COLE		173.00
MICRO MOTION INC.	4" FLOW METER AND TRANSMI	2,752.75
MICRO MOTION INC.		2,752.75
MOON WOK	ESIPS PIPELINE MTG	219.17
	5 HOUR MEETING FOR ESIPS	25.00
MOON WOK		244.17
NALCO COMPANY	POL-E-Z 2706 ACRYLIC POLY	2,143.80
NALCO COMPANY		2,143.80
NEGOV	FACEBOOK INTEGRATION RENE	500.00
NEGOV		500.00
NEW HORIZON CONDOMINIUM ASSOCIATION	REBATE FOR REMOVAL OF 9,9	19,994.00
NEW HORIZON CONDOMINIUM ASSOCIATION		19,994.00
NEWHALL COUNTY WATER DISTRICT	FACILITATION SERVICES FOR	13,837.72
	IPR FEASIBILITY STUDY	2,781.91

Castaic Lake Water Agency
Check Register Report
From: Mar 1, 2017 to Mar 31, 2017

Vendor Name	Description	Amount
NEWHALL COUNTY WATER DISTRICT	SCV CASEGEM JANUARY	231.40
	SCV CASGEM DECEMBER	537.60
	SHARED COST FOR COOKIES A	9,242.99
NEWHALL COUNTY WATER DISTRICT		26,631.62
NEWHALL SCHOOL DISTRICT	8/30-11/30 BUS TRIPS	5,858.88
NEWHALL SCHOOL DISTRICT		5,858.88
NEWHALL-VALENCIA LOCK & KEY	GLS DOOR CLOSER	282.75
	KEY SWITCH FOR GATE	166.39
	SERVICE CALL/LABOR	314.00
NEWHALL-VALENCIA LOCK & KEY		763.14
NORTHWEST ENERGY EFFICIENCY COUNCIL	BOC LEVEL II - RH & CG	130.00
NORTHWEST ENERGY EFFICIENCY COUNCIL		130.00
NOSSAMAN LLP	PERCHLORATE FEB. 2017	420.75
NOSSAMAN LLP		420.75
OCCU-MED, LTD.	PRE-EMPLOYMENT PHYSICAL E	623.50
OCCU-MED, LTD.		623.50
OFFICE DEPOT	SUPPLIES AND SERVICES	2,076.18
OFFICE DEPOT		2,076.18
OLIN CORPORATION	OM1617-005-131009	6,816.32
OLIN CORPORATION		6,816.32
OUTFRONT MEDIA, INC.	BILLBOARD 2/6 - 3/5/17	3,150.00
	BILLBOARD 3/6-4/2/17	3,150.00
	BILLBOARD CONTENT CHANGE	850.00
OUTFRONT MEDIA, INC.		7,150.00
PACIFIC MOBILE STRUCTURES, INC.	MODULAR 1/24- 2/23/17	1,305.00
	MODULAR 2/24-3/23/17	1,305.00
PACIFIC MOBILE STRUCTURES, INC.		2,610.00
PACIFIC PRINTING COMPANY	BUSINESS CARDS - GARY MAR	152.93
	BUSINESS CARDS - WAYNE RO	152.94
PACIFIC PRINTING COMPANY		305.87
PANERA BREAD/RISEN BREAD LLC	ADMIN SUPPORT MTG.	214.64
PANERA BREAD/RISEN BREAD LLC		214.64
PATRIOT ENVIRONMENTAL SERVICES	OM1617-007-146852	7,332.33
PATRIOT ENVIRONMENTAL SERVICES		7,332.33
PETER ZEPPEIRO	AFLAC REFUND	994.29
PETER ZEPPEIRO		994.29
PETERSON PRINTING & GRAPHICS	OVERSIZED BROCHURES	804.75
PETERSON PRINTING & GRAPHICS		804.75
POOLE & SHAFFERY, LLP	W1415-010-107107	15,900.00
POOLE & SHAFFERY, LLP		15,900.00
POWER SYSTEMS SERVICES, INC.	OM1617-006-145629	18,780.00

Castaic Lake Water Agency
Check Register Report
From: Mar 1, 2017 to Mar 31, 2017

Vendor Name	Description	Amount
POWER SYSTEMS SERVICES, INC.		18,780.00
PRAXAIR DISTRIBUTION INC.	CABLE & CONNECTORS	1,155.80
PRAXAIR DISTRIBUTION INC.		1,155.80
PREMIERE GLOBAL SERVICES	1/20/17-2/19/17 SRVC	524.61
	2/20/17-3/19/17 SRVC	285.64
PREMIERE GLOBAL SERVICES		810.25
PRIME PUBLICATIONS, INC.	1/2 PG AD - CITY 30TH ANN	1,100.00
PRIME PUBLICATIONS, INC.		1,100.00
PROCESS AND STEAM SPECIALTIES	115V SOLENOID	212.43
PROCESS AND STEAM SPECIALTIES		212.43
PTM DOCUMENT SYSTEMS	ACA 1095C FORMS & ENVELOP	61.64
	GRAY/BLUE CHECKS	971.24
PTM DOCUMENT SYSTEMS		1,032.88
RAFTELIS FINANCIAL CONSULTANTS, INC	A1415-004-108100	4,160.00
RAFTELIS FINANCIAL CONSULTANTS, INC		4,160.00
RATTLER'S BAR-B-QUE CATERING	FINANCE PROCESS MTG. 3/16	60.89
	MONTHLY RETIREMENT	1,451.13
RATTLER'S BAR-B-QUE CATERING		1,512.02
RED WING SHOES	SAFETY BOOTS:P.WOEGER	165.01
RED WING SHOES		165.01
REEVES COMPLETE AUTO CENTER, INC.	LABOR CHARGE #C41	67.92
	LABOR/PARTS #C27	325.70
	HAZMAT CHARGE	11.50
	LABOR UNIT #C10	309.02
	LABOR UNIT #C36	20.75
	LABOR/PARTS #C10	1,292.75
	LABOR/PARTS #C12	287.27
	LABOR/PARTS #C34	226.46
	LABOR/PARTS UNIT #C28	1,237.89
	LABOR/PARTS UNIT#C34	337.97
REEVES COMPLETE AUTO CENTER, INC.		4,117.23
REPUBLIC SERVICES, INC.	ROLL OFF RENTAL MAR.	1,072.46
	ROLLOFF RENTAL JAN	55.79
	SERVICE FEB 2017	236.14
	SERVICE MARCH 2017	236.14
REPUBLIC SERVICES, INC.		1,600.53
REUBEN RIPLEY	RES LAWN REPLACEMENT, COM	1,708.00
REUBEN RIPLEY		1,708.00
RICHARD VASILOPULOS	MILEAGE EXP 2/23/17	28.89
	PARKING EXP 2/23/17	17.00
	PROJ MGMT WORKSHOP	15.09

Castaic Lake Water Agency
Check Register Report
From: Mar 1, 2017 to Mar 31, 2017

Vendor Name	Description	Amount
RICHARD VASILOPULOS		60.98
RICHARDS, WATSON & GERSHON	SCOPE JANUARY 2017	27.50
RICHARDS, WATSON & GERSHON		27.50
RMC WATER AND ENVIRONMENT	E1415-021-107432	9,233.00
RMC WATER AND ENVIRONMENT		9,233.00
ROCHELLE OSORIO	MILEAGE 3/21/17	30.44
	PARKING 3/21/17	17.00
	SALES&TAX SEMINAR EXP	36.70
ROCHELLE OSORIO		84.14
ROCI BOUQUET CENTER, LLC	REBATE FOR THE REMOVAL OF	2,636.00
ROCI BOUQUET CENTER, LLC		2,636.00
ROSEDALE-RIO BRAVO WATER STORAGE	2014 DROUGHT RELIEF CENTR	522,709.00
	2014 DROUGHT RELIEF SUMM	55,212.16
ROSEDALE-RIO BRAVO WATER STORAGE		577,921.16
ROYAL WHOLESALE ELECTRIC	25" ALLEN BRADLEY MOTOR C	14,107.87
	480V PANEL AND BREAKERS	2,685.38
	ANNUAL SUPPORT SERVICE FO	3,523.00
	FLUKE 117 METER&CASE	215.32
	FLUKE 789 METER	1,033.13
	QUAD LUGS FOR CIRCUIT BRE	313.20
	SCPS CAPACITOR FUSES	838.30
	SHIPPING	400.00
	VINYL CASE	37.67
ROYAL WHOLESALE ELECTRIC		23,153.87
RUSSELL R. CADWELL	DEVIL'S DEN RENT 2017	337.50
RUSSELL R. CADWELL		337.50
RYAN BYE	EDUC. REIMBURSEMENT	1,430.00
RYAN BYE		1,430.00
SAFE-ENTRY TECHNICAL	TESTING & CALIBRATING	450.00
	HYDROPHOBIC SYRINGE FILTE	61.99
	SHIPPING CHARGE	10.38
SAFE-ENTRY TECHNICAL		522.37
SAGE STAFFING	PATTON W/E 1/15/17	1,760.00
	PATTON W/E 1/22/17	1,080.00
	PATTON W/E 1/29/17	1,760.00
	PATTON W/E 2/12/17	1,760.00
	PATTON W/E 2/19/17	1,260.00
	PATTON W/E 2/26/17	1,400.00
	PATTON W/E 2/5/17	1,440.00
	PATTON W/E 3/5/17	1,440.00
SAGE STAFFING		11,900.00

Castaic Lake Water Agency
 Check Register Report
 From: Mar 1, 2017 to Mar 31, 2017

Vendor Name	Description	Amount
SANTA CLARITA COMMUNITY	PHASE 1 TURF REMOVAL AT C	50,000.00
SANTA CLARITA COMMUNITY		50,000.00
SANTA CLARITA WATER DIVISION	1/4-2/6/17 SERVICE	312.03
	2/6-3/8/17 SERVICE	306.75
	WR GUARD MTGS. DEC. 2016	100.00
	WR POSTAGE DEC. 2016	37.31
	WR POSTAGE JAN. 2017	25.69
SANTA CLARITA WATER DIVISION		781.78
SARAH FLEURY	AWWA WORKSHOP 2/28	22.91
	MILEAGE EXPENSE	74.90
SARAH FLEURY		97.81
SARGENT-WELCH	4TH GRADE PROTOZOA	59.38
	SHIPPING	16.59
SARGENT-WELCH		75.97
SAUGUS CANYON HOA	REBATE FOR CHANGING 142 I	3,550.00
SAUGUS CANYON HOA		3,550.00
SC PUBLISHING INC.	LESS LAWN PRINT AD - APRI	1,375.00
	LESS LAWN PRINT AD - FEB	1,375.00
	LESS LAWN PRINT AD - MAR	1,375.00
SC PUBLISHING INC.		4,125.00
SCAQMD	1617 EMISSIONS FEE	6.22
SCAQMD		6.22
SCENIC HILLS HOA	REBATE FOR REMOVAL OF 15,	31,418.00
SCENIC HILLS HOA		31,418.00
SCV CHAMBER OF COMMERCE	MEM DUES2/15-2/15/18	1,500.00
SCV CHAMBER OF COMMERCE		1,500.00
SHADI BADER	MILEAGE 3/18, 3/20/17	174.41
	PARKING 3/18-3/20/17	97.00
	WATEREUSE CONF. EXP.	760.68
SHADI BADER		1,032.09
SITES PROJECT JOINT	SITES RESERVOIR PLANNING	128,813.00
SITES PROJECT JOINT		128,813.00
SKAGGS CONCRETE SAWING, INC.	4 INCH CORE DRILL	300.00
SKAGGS CONCRETE SAWING, INC.		300.00
SLM SERVICES	F1617-011-155212	7,260.00
	LANDSCAPE JANUARY	3,630.00
	W1415-014-109824	4,625.00
SLM SERVICES		15,515.00
SMART & FINAL	BOD MEETING SNACKS	125.76
SMART & FINAL		125.76
SOLAR STAR CA. XXIV, LLC/ SUNPOWER	FEBRUARY 2017 SERVICE	11,881.55

Castaic Lake Water Agency
 Check Register Report
 From: Mar 1, 2017 to Mar 31, 2017

Vendor Name	Description	Amount	
SOLAR STAR CA. XXIV, LLC/ SUNPOWER	JANUARY 2017 SERVICE	12,769.34	
SOLAR STAR CA. XXIV, LLC/ SUNPOWER		24,650.89	
SOLAR STAR CA. XXVIII, LLC/SUNPOWER	FEBRUARY 2017 SERVICE	39,621.81	
	JANUARY 2017 SERVICE	44,225.09	
SOLAR STAR CA. XXVIII, LLC/SUNPOWER		83,846.90	
SOUTHERN CALIFORNIA EDISON	BOUQUET PM 1/19-2/17/17	25.55	
	CAMP PLENTY TURNOUT	35.10	
	ESFP PS 1/1-1/30/17	-851.45	
	ESFP PS 12/29-3/1/17	17,560.56	
	ESIPS SRVC 1/30-3/1/17	1,565.20	
	HONBY PM 1/30-3/1/17	26.19	
	HONBY PS 12/29-3/1/17	83.32	
	LAKE HUGHES PM 1/30-3/1	31.59	
	LOWER MESA PM 1/30-3/1/17	93.13	
	N-2 TURNOUT 1/30-3/1/17	90.62	
	NEWHALL RANCH RD PM	27.42	
	RECYCLED H2O RESERVOIR	40.66	
	RECYCLED WATER METER	4,536.53	
	RV (SOLAR) 1/1/17-3/3/17	16,741.75	
	RVIPS SRVC 1/3-2/1/17	-4,257.27	
	RVIPS SRVC 1/3-3/3/17	63,210.51	
	RVWTP GATE 1/30-3/1/17	108.31	
	SAUGUS1WELL 1/9-2/8/17	6,033.59	
	SAUGUS2WELL 1/1-1/30/17	-638.59	
	SAUGUS2WELL 1/30-3/1/17	7,195.11	
	SC LOW VOLTAGE POWER MTR	122.08	
	SC-11 TURNOUT 1/30-3/1/17	34.29	
	SC-12 TURNOUT 1/30-3/1/17	33.46	
	SC-7 TURNOUT 1/12-2/13/17	51.10	
	SCPS 1/1-1/30/17	-4,257.27	
	SCPS 1/30-3/1/17	37,588.83	
	SCR 1/30-3/1/17	172.96	
	SUMMIT CIR 1/24-2/23/17	558.22	
	SUMMIT CIR 1/25-2/24/17	30.01	
	V-8@MCBEAN PKWY	26.33	
	SOUTHERN CALIFORNIA EDISON		146,017.84
	SPEX CERTIPREP INC.	CUSTOM ION STANDARD FOR I	452.49
SPEX CERTIPREP INC.		452.49	
STATE DISBURSEMENT UNIT	W/H 3/10/17	69.23	
	W/H 3/24/17	69.23	
STATE DISBURSEMENT UNIT		138.46	

Castaic Lake Water Agency
Check Register Report
From: Mar 1, 2017 to Mar 31, 2017

Vendor Name	Description	Amount
STERLING WATER TECHNOLOGIES LLC	CATIONIC POLYMER	21,364.20
STERLING WATER TECHNOLOGIES LLC		21,364.20
STONEFIRE GRILL	8 HOUR INFOMASTER TRAININ	51.05
	ACCOUNTING MTG. 02/24/17	53.89
STONEFIRE GRILL		104.94
SULPHUR SPRINGS SCHOOL DISTRICT	BUS TRIPS 10/21-1/27	1,836.00
SULPHUR SPRINGS SCHOOL DISTRICT		1,836.00
SUMMIT POINTE OWNERS ASSOCIATION	ASSESSMENTS FOR 26501 SUM	1,905.44
	ASSESSMENTS FOR 26505 SUM	1,493.47
SUMMIT POINTE OWNERS ASSOCIATION		3,398.91
SUNWEST ENGINEERING	JANUARY DO INSPECTION	145.00
	S1314-003-101281	145.00
SUNWEST ENGINEERING		290.00
SUSANA RAVE	QTRLY STAFF MTG 2/24	100.29
SUSANA RAVE		100.29
SUTTER CENTER LLC	CONVERSION OF 9 IRRIGATIO	225.00
	REBATE FOR REMOVAL OF 303	6,078.00
SUTTER CENTER LLC		6,303.00
SWRCB ACCOUNTING OFFICE	D2 LICENSE RENEWAL-DH	60.00
	RV2 STORM H2O PERMIT	527.00
	T3 EXAM FEE - MM	100.00
SWRCB ACCOUNTING OFFICE		687.00
TELEPACIFIC COMMUNICATIONS	RVWTP SRVC 3/16-4/15/17	827.08
TELEPACIFIC COMMUNICATIONS		827.08
THE GAS COMPANY	2/15/17-3/17/17 SRVC	42.43
	2/17/17-3/21/17 SRVC	2,629.53
THE GAS COMPANY		2,671.96
THE METROPOLITAN WATER DISTRICT	2017 MEMBERSHIP DUES	500.00
THE METROPOLITAN WATER DISTRICT		500.00
THE NEWHALL LAND AND FARMING CO.	EASEMENT RIVER VILLAGE	1,740.00
THE NEWHALL LAND AND FARMING CO.		1,740.00
THE SIGNAL	DIGITAL ADS - FEB	2,000.00
	GSA ADS 1/6, 1/14/17	1,340.00
	GSA ADS-1/18, 1/21/17	670.00
	LRP PRINT AD - 2/10	1,000.00
THE SIGNAL		5,010.00
THERMO ELECTRON NA LLC	AG20 GUARD COLUMN	802.55
	AS20 ANALYTICAL COLUMN	2,392.69
	POLYVIALS 5 ML VIALS FOR	293.62
	POLYVIALS, 5ML FILTER CAP	959.83
	SHIPPING CHARGE	27.99

Castaic Lake Water Agency
Check Register Report
From: Mar 1, 2017 to Mar 31, 2017

Vendor Name	Description	Amount
THERMO ELECTRON NA LLC		4,476.68
TIME WARNER CABLE MEDIA, INC.	TWC ADDTL DIGITAL ADS (LR	2,770.70
TIME WARNER CABLE MEDIA, INC.		2,770.70
TODD GROUNDWATER	E1516-006-111131	2,487.05
TODD GROUNDWATER		2,487.05
TRAFFIC MANAGEMENT, INC	ALUMINUM SIGNS	221.00
	SIGNS AND HARDWARE	1,125.56
TRAFFIC MANAGEMENT, INC		1,346.56
ULINE SHIPPING SUPPLY	RETURN ADDRESS LABEL 3/4"	47.85
	SMALL ADDRESS LABEL 1-1/8	150.60
ULINE SHIPPING SUPPLY		198.45
UNDERGROUND SERVICE ALERT	SERVICE FEB.2017	358.50
	SERVICE JAN. 2017	76.50
UNDERGROUND SERVICE ALERT		435.00
UNITED RECORDS MANAGEMENT, INC.	A1617-006-153740	998.73
UNITED RECORDS MANAGEMENT, INC.		998.73
URBAN WATER INSTITUTE, INC.	SPONSORSHIP 2017	2,000.00
URBAN WATER INSTITUTE, INC.		2,000.00
US HEALTHWORKS MEDICAL GROUP	PFT - JM/JM/TD	138.00
	PFT-JM/SJ	92.00
US HEALTHWORKS MEDICAL GROUP		230.00
VALENCIA FULFILLMENT, INC.	600 5X7 POSTCARDS	132.00
	MAILING 536 POST CARDS	155.44
	POST CARD SIZE CARDS PRIN	117.92
	POSTAGE FOR MAILING POSTC	162.24
VALENCIA FULFILLMENT, INC.		567.60
VALENCIA WATER COMPANY	2016 WATER REPORT; 2017 S	1,919.94
VALENCIA WATER COMPANY		1,919.94
VALERIE PRYOR	SWC TRAVEL EXP.3/1/17	17.01
VALERIE PRYOR		17.01
VALERIE SIMPKINS	FEB. MILEAGE THRU2/17	34.79
	FEB. MILEAGE THRU2/28	24.08
VALERIE SIMPKINS		58.87
VALI COOPER & ASSOCIATES, INC.	E1415-017-107235	40,540.38
VALI COOPER & ASSOCIATES, INC.		40,540.38
VALLEY PUBLICATIONS	LESS LAWN PRINT AD - FEB	600.00
VALLEY PUBLICATIONS		600.00
VAUGHAN'S INDUSTRIAL REPAIR CO. INC	E1617-015-147800	9,568.48
VAUGHAN'S INDUSTRIAL REPAIR CO. INC		9,568.48
VERIZON WIRELESS	CIMIS 2/11-3/10/17	38.01
	CREDIT	-120.00

Castaic Lake Water Agency
Check Register Report
From: Mar 1, 2017 to Mar 31, 2017

Vendor Name	Description	Amount
VERIZON WIRELESS	EQUIPMENT 2/11-3/10	17.50
	SERVICE 2/11-3/10/17	2,078.17
	TELEMETRY1/24-2/23/17	832.59
VERIZON WIRELESS		2,846.27
VERTEX SURVEY, INC.	E1617-005-131881	1,000.00
VERTEX SURVEY, INC.		1,000.00
VINCENZO'S PIZZA INC.	GSA MEETING SET-UP FOOD	127.75
	INFOMASTER 8 HOUR TRAININ	63.84
	VINCENZOS DELIVERY CH	10.00
	VINCENZOS DELIVERY CHARGE	22.06
VINCENZO'S PIZZA INC.		223.65
VSS COMPRESSOR SERVICE	SERVICE ON COMPRESSOR	470.00
VSS COMPRESSOR SERVICE		470.00
VWR SCIENTIFIC INC.	EXTRA LARGE GEL PACK, #64	21.01
	TRYPTICASE SOY AGAR W/ 5%	18.71
	TUBE, CULTURE, DISPOSABLE	1,031.38
VWR SCIENTIFIC INC.		1,071.10
WAGEWORKS, INC.	JAN. 2017 SERVICE	695.80
WAGEWORKS, INC.		695.80
WARREN DISTRIBUTING, INC.	5W20 MOTOR OIL #C10	29.36
	AIR FILTER ELEMENT	16.13
	MOTOR OIL - ONE CASE OF 1	60.76
	MOTOR OIL ONE CASE	56.38
	OIL FILTER	4.31
	OIL FILTER #C10	2.15
	STEERING TIE ROD #C10	79.58
	STEERING TIE RODS#C10	135.80
WARREN DISTRIBUTING, INC.		384.47
WATER AND ENERGY CONSULTING	W1617-007-155096	2,368.75
WATER AND ENERGY CONSULTING		2,368.75
WATER CONSULTANCY, INC.	E1617-006-131850	4,900.00
WATER CONSULTANCY, INC.		4,900.00
WATEREUSE ASSOCIATION	JY/CLWA ANNUAL MEMBERSHIP	7,276.00
WATEREUSE ASSOCIATION		7,276.00
WAXIE SANITARY SUPPLY	JANITORIAL SUPPLIES	2,251.88
WAXIE SANITARY SUPPLY		2,251.88
WESCO DISTRIBUTION, INC.	250 W H.P.S. BULBS	66.69
WESCO DISTRIBUTION, INC.		66.69
WHEELER COMPANY	W1617-004-153242	3,910.00
WHEELER COMPANY		3,910.00
WOLF CREEK RESTAURANT BREWING	BOD DINNER MTG3/22/17	337.02

Castaic Lake Water Agency
 Check Register Report
 From: Mar 1, 2017 to Mar 31, 2017

Vendor Name	Description	Amount
WOLF CREEK RESTAURANT BREWING		337.02
WRIGHT'S SUPPLY, INC.	EXHAUST FAN FOR ESFP BATH	91.77
	MOTOR AND CAPACITOR	161.02
WRIGHT'S SUPPLY, INC.		252.79
X-ACT TECHNOLOGY SOLUTIONS, INC.	IT MANAGED SRVC FEB	10,800.00
	A1415-002-106967	11,170.00
	HOSTED EMAIL SECURITY FEB	372.50
X-ACT TECHNOLOGY SOLUTIONS, INC.		22,342.50
ZEE MEDICAL SERVICE, INC. #34	1ST AID REFILLS	21.21
	CREDIT	-4.30
	REFILL FIRST AID SUPPLIES	28.11
	RVWTP -REFILL FIRST AID S	390.36
ZEE MEDICAL SERVICE, INC. #34		435.38
Summary		4,477,253.20

Castaic Lake Water Agency
Large Disbursements From Mar 1, 2017 to Mar 31, 2017

Vendor Name	Check Number	Check Date	Account Title	Amount
ACWA/JPIA	31804	03/15/2017	CASUALTY INSURANCE	79,305.00
ACWA/JPIA				79,305.00
BON AIR INC.	32011	03/30/2017	CONTRACT	99,100.00
			RETENTION PAYABLE	-4,955.00
BON AIR INC.				94,145.00
COUNTY OF LOS ANGELES	32024	03/30/2017	ELECTION	684,964.53
COUNTY OF LOS ANGELES				684,964.53
DEPARTMENT OF WATER RESOURCES	31730	03/02/2017	STATE WATER CONTRACT PYMT	975,849.00
	31839	03/15/2017	DWR VARIABLE	126,349.00
DEPARTMENT OF WATER RESOURCES				1,102,198.00
EVOQUA WATER TECHNOLOGIES, LLC.	31842	03/15/2017	CATIONIC RESIN	105,284.18
EVOQUA WATER TECHNOLOGIES, LLC.				105,284.18
GSE CONSTRUCTION COMPANY INC.	32036	03/30/2017	CONTRACT	135,762.00
			RETENTION PAYABLE	-6,788.10
GSE CONSTRUCTION COMPANY INC.				128,973.90
JENSEN PRECAST	31974	03/24/2017	CAPITAL/OTHER	53,390.57
JENSEN PRECAST				53,390.57
KENNEDY/JENKS	32047	03/30/2017	CONSULTANT	28,063.96
			PROF. SERVICES OTHER	883.70
KENNEDY/JENKS				28,947.66
LEE & RO, INC.	32052	03/30/2017	CONSULTANT	50,965.79
LEE & RO, INC.				50,965.79
MCCROMETER, INC.	31977	03/24/2017	CAPITAL/OTHER	59,276.11
MCCROMETER, INC.				59,276.11
MICHAEL BAKER INTERNATIONAL, INC.	31753	03/02/2017	CONSULTANT	43,966.81
	31979	03/24/2017	CONSULTANT	78,583.87
MICHAEL BAKER INTERNATIONAL, INC.				122,550.68
ROSEDALE-RIO BRAVO WATER STORAGE	31962	03/22/2017	CAPITAL/OTHER	577,921.16
ROSEDALE-RIO BRAVO WATER STORAGE				577,921.16
SANTA CLARITA COMMUNITY	32071	03/30/2017	BMP IMPLEMENTATION	50,000.00
SANTA CLARITA COMMUNITY				50,000.00
SCENIC HILLS HOA	32075	03/30/2017	BMP IMPLEMENTATION	31,418.00
SCENIC HILLS HOA				31,418.00
SITES PROJECT JOINT	32076	03/30/2017	CAPITAL/OTHER	128,813.00
SITES PROJECT JOINT				128,813.00
SOLAR STAR CA. XXVIII, LLC/SUNPOWER	31764	03/02/2017	DUE FROM SCWD	22,112.54
			ELECTRICITY-OTHER	442.26
			ELECTRICITY-PUMPING	15,921.03
			ELECTRICITY-TRTMENT PLANT	3,980.26
			ELECTRICITY-WELLS	1,769.00
	32080	03/30/2017	DUE FROM SCWD	19,810.90
			ELECTRICITY-OTHER	396.21

Castaic Lake Water Agency
Large Disbursements From Mar 1, 2017 to Mar 31, 2017

Vendor Name	Check Number	Check Date	Account Title	Amount
SOLAR STAR CA. XXVIII, LLC/SUNPOWER	32080	03/30/2017	ELECTRICITY-PUMPING	14,263.86
			ELECTRICITY-TRTMENT PLANT	3,565.96
			ELECTRICITY-WELLS	1,584.88
SOLAR STAR CA. XXVIII, LLC/SUNPOWER				83,846.90
SOUTHERN CALIFORNIA EDISON	ACH00058	03/30/2017	ELECTRICITY-OTHER	5,240.11
			ELECTRICITY-PUMPING	94,055.40
			ELECTRICITY-TRTMENT PLANT	17,390.47
			ELECTRICITY-WELLS	12,590.11
SOUTHERN CALIFORNIA EDISON				129,276.09
Summary				3,511,276.57

LEGAL DETAILS REPORT

CLWA Check Register Report from 3/1/17 to 3/31/17

Legal Firm	March	FYTD
Best, Best & Krieger, LLP (BBK)		
(CLWA Portion)		
General Legal	\$ 10,641.27	74,938.88
State Water Contractors / Legal Committee	1,941.30	5,416.30
Legal Report	\$ 275.00	2,887.50
Personnel	1,540.00	13,375.10
Devil's Den Water District		55.00
Annexations	3,090.00	23,472.50
Public Records Request	2,075.00	4,325.00
Financing		55.00
Bidding Requirements	55.00	2,182.50
Buena Vista	1,497.50	2,570.00
Conflict of Interest		537.50
Capacity Fees		5,280.00
Castaic Conduit Bypass Pipeline	157.50	1,230.00
SWP Unbalanced Exchanges	110.00	1,100.00
Water Conservation	192.50	1,005.00
Devil's Den Solar Energy Project	1,842.50	9,802.50
SCOPE	107.50	37,995.40
Public Utilities Commission (PUC)	55.00	55.00
NCWD / Acq VWC		1,190.00
SCOPE II	14,684.29	65,865.20
Sustainability Act	4,152.50	14,244.50
Employee Benefits		8,277.40
NCWD Settlement Discussions	13,185.00	111,233.38
Recycled Water		6,215.00
UWMP		30,555.92
CLWA Cell Site	2,710.00	8,597.50
Total Charges for CLWA	\$ 58,311.86	\$ 432,462.08
(SCWD Portion)		
General Legal	\$	683.10
Employee Benefits		2,385.10
Total Charges for SCWD	\$ -	\$ 3,068.20
TOTAL BBK	\$ 58,311.86	\$ 435,530.28
Nossaman LLP		
Perchlorate	420.75	\$ 108,625.55
Richards, Watson & Gershon		
VWC Litigation - SCOPE (120011)	27.50	\$ 15,449.90
TOTAL ALL FIRMS	\$ 58,760.11	\$ 559,605.73

Credit Card Register
 For the month ended March 31, 2017

Sum of Amount		Total
Merchant Name	Description	Total
ADLAUNCHER BY CTCT	Facebook Ads	649.00
ADLAUNCHER BY CTCT Total		649.00
ALBERTSONS	February 9 landscape clas	41.04
	Team Building BBQ 2/24/17	118.93
ALBERTSONS Total		159.97
AMAZON	Control Valve	270.52
	Duct Hot-Wire Anemometer.	296.00
	Heavy Duty Safe.	228.36
	Rubbermaid Commercial Uti	195.74
AMAZON Total		990.62
AMERICAS-TIRE-CO	tires for unit 9	390.03
AMERICAS-TIRE-CO Total		390.03
AQUA-FLO SUPPLY	Effluent Tower - Sump Pum	28.16
	White upside down paint t	11.72
AQUA-FLO SUPPLY Total		39.88
ASSOCIATION OF CALIF	ACWA 2017 Legislative Sym	245.00
	ACWA Spring Conference -	7,689.00
ASSOCIATION OF CALIF Total		7,934.00
AV EQUIPMENT RENTALS	Labor/Repair for Agency O	111.03
AV EQUIPMENT RENTALS Total		111.03
BEAGLE HARDWARE	Add on cards for receipt	215.70
BEAGLE HARDWARE Total		215.70
CALIFORNIA PIZZA	ADMIN MGR Expense, 2/6/1	38.54
CALIFORNIA PIZZA Total		38.54
CALIFORNIA STORMWATE	Membership for Jason Yim	2,310.00
CALIFORNIA STORMWATE Total		2,310.00
CA-NV SECTION, AWWA	2017 CA-NV AWWA Spring Co	495.00
	Recycled Water Workshop 2	150.00
CA-NV SECTION, AWWA Total		645.00
CSI 123SIGNUP - CUST	UCLA Anderson Forecast-Ma	195.00
CSI 123SIGNUP - CUST Total		195.00
DISNEY RESORTS	2017 CA-NV AWWA Spring Co	267.93
DISNEY RESORTS Total		267.93
EB SANTA CLARITA ECO	2017 Santa Clarita Econom	1,250.00
	Santa Clarita Economic Ou	125.00
EB SANTA CLARITA ECO Total		1,375.00
ESRI	2017 ESRI International U	1,495.00
ESRI Total		1,495.00
EWING IRRIGATION PRD	Post-emergent,per-emergen	655.01
EWING IRRIGATION PRD Total		655.01
FASTENAL COMPANY	Intake Pump 2 - Mechanica	6.87
FASTENAL COMPANY Total		6.87
FREDPRYOR CAREERTRAC	Project Management Worksh	159.00
FREDPRYOR CAREERTRAC Total		159.00
HARBOR FREIGHT TOOLS	4 Bags to hold weights fo	33.88
HARBOR FREIGHT TOOLS Total		33.88
HILTON PALM SPRINGS	UWI Spring Conference - L	178.90
HILTON PALM SPRINGS Total		178.90
HIRSCH PIPE & SUPPLY	Closet kits for sloan toi	144.61
HIRSCH PIPE & SUPPLY Total		144.61

Credit Card Register
 For the month ended March 31, 2017

Sum of Amount		Total
Merchant Name	Description	Total
HYATT HOTELS SACRAME	SWCs Meeting - Lodging -	206.30
HYATT HOTELS SACRAME Total		206.30
KUPCAKE KITCHEN	January birthday annivers	153.00
KUPCAKE KITCHEN Total		153.00
LA COCINA BAR AND GR	Monthly Director Lunch wi	25.20
LA COCINA BAR AND GR Total		25.20
LOWES	2- Chainsaw chains	56.51
	Chainsaw chains for b and	56.51
	Clearwell Valve Actuator	162.92
	Grinding wheels for unit	75.69
	Intake Pump 2 - 3/4 brass	31.05
	Light switch covers	6.47
	Nuts and bolts for tracto	6.20
	shop supplies	33.10
	Supplies to apply stain a	42.58
	Toilet seat bolts and fas	10.53
	Trash bags for RVIPS. Pur	16.29
	Truck C58 - Small Tools	38.50
	Wireless doorbell	26.08
LOWES Total		562.43
MCMMASTER-CARR	Gaskets for air vac in ba	180.72
MCMMASTER-CARR Total		180.72
NOTHING BUNDT CAKES	February birthday anniver	80.00
NOTHING BUNDT CAKES Total		80.00
OFFICEMAX/OFFICEDEPO	iPhone Case for Jason Yim	58.71
OFFICEMAX/OFFICEDEPO Total		58.71
PATTON'S	Vault keys	30.28
PATTON'S Total		30.28
PAYPAL ASSOCIATION	AWA/CCWUC Educational Lun	76.00
PAYPAL ASSOCIATION Total		76.00
PAYPAL INFO	CAPIO Award Submissions	200.00
PAYPAL INFO Total		200.00
PAYPAL NACE WSCS	Western States Corrosion	825.00
PAYPAL NACE WSCS Total		825.00
PEPBOYS STORE	Windshield Wipers for Tru	32.27
PEPBOYS STORE Total		32.27
PICMONKEY LLC	Photo Editing Subscriptio	33.00
PICMONKEY LLC Total		33.00
PIHRA	Monthly PIHRA Meeting 3/9	117.00
PIHRA Total		117.00
PILOT	WR MGR Expense, 2/16/17	14.35
PILOT Total		14.35
ROMANOS	Lunch with M. Stone and S	38.59
ROMANOS Total		38.59
ROYAL	Pump Station Lower Level	17.13
	Wash Water Return Pump VF	57.64
ROYAL Total		74.77
SALT CREEK GRILLE	Lunch with M. Stone, V. P	71.05
SALT CREEK GRILLE Total		71.05

Credit Card Register
 For the month ended March 31, 2017

Sum of Amount		
Merchant Name	Description	Total
SMF JACK URBAN EATS	WR MGR Expense, 2/16/17 m	9.71
SMF JACK URBAN EATS Total		9.71
SOUTHWES	ACWA 2017 Legislative Sym	473.88
	ACWA State Legislative Co	947.76
	ADMIN MGR Travel Expense,	473.88
	February SWCs Meeting - A	266.94
	Sites Reservoir Meeting -	947.76
	SWCs interviews - Airfare	(473.88)
SOUTHWES Total		2,636.34
SPUDNUTS BAKERY	February 11 landscape cla	46.86
SPUDNUTS BAKERY Total		46.86
SQ MUBASHAR NADEEM	SWCs Meeting - Cab - 2/15	45.00
SQ MUBASHAR NADEEM Total		45.00
THE HOME DEPOT	Clearwell Valve Actuator	44.00
	Nuts and washers turbidit	38.19
	tools	87.96
	Vault keys	22.41
THE HOME DEPOT Total		192.56
V.S.P. PARKING	ADMIN MGR Travel Expense,	11.00
V.S.P. PARKING Total		11.00
VAGABOND INN SACRAME	WR MGR Expense, lodging 2	114.04
VAGABOND INN SACRAME Total		114.04
VONS STORE	Team Building BBQ 2/10/17	111.79
VONS STORE Total		111.79
WESTERN BAGEL TOO	February 11 landscape cla	63.50
WESTERN BAGEL TOO Total		63.50
ZIN AMERICAN BISTRO	Dinner at the UWI Confere	175.00
ZIN AMERICAN BISTRO Total		175.00
Grand Total		24,179.44

WORK AUTHORIZATIONS		March 2017		
FY 2016/17				
Auth #	Vendor	Description	Total Amount	Balance
E1516-041	Black & Veatch	Design Services for RVWTP Ozone Gas Collection Modifications Project	\$55,300.00	13.12
E1516-049	Black & Veatch	As-Needed I&C Support Services During Construction for the ESIPS Pump No. 3 Project	\$20,200.00	20,200.00
E1617-023	Black & Veatch	Engineering Support during Construction for RVWTP Ozone Gas Collection System Modifications Project	\$59,800.00	29,045.62
12-019	Dudek	Water Resources - DWR Proposition 84 IRWM Round 1 Implementation Grant Administration Services	\$277,960.00	110,343.90
E1516-032	GSI Water Solutions	Replacement Wells Siting	\$30,000.00	0.00
W1617-017	GSI Water Solutions	Calibration Update of the Purveyors' Numerical Groundwater Flow Model	\$29,000.00	0.00
W1516-003	Kennedy Jenks Consultants	Water Resources - Grant Administration Prop 84 IRWM Round 2 Planning Grant	\$40,000.00	8,325.00
E1415-019	Kennedy/Jenks	Magic Mountain Pipeline, Phase 4, Constructability Review	\$8,500.00	262.50
E1415-022	Kennedy/Jenks	RVWTP Clearwell Cover Improvements Tracer Study Protocol	\$14,400.00	71.25
W1415-024	Kennedy/Jenks	Water Resources - 2015 UWMP Update	\$350,000.00	95,637.88
E1415-025	Kennedy/Jenks	ESFP Clearwell CT Improvements, Constructability Review	\$29,200.00	5,196.65
E1415-037	Kennedy/Jenks	Foothill Feeder Connection Project and Final Design Comments	\$55,000.00	0.00
E1415-040	Kennedy/Jenks	Planning Services for Recycled Water Program, Phase 2A Alternative	\$18,000.00	55.66
E1516-017	Kennedy/Jenks	Planning Services for 2015 Recycled Water Master Plan	\$380,000.00	42,666.78
E1516-029	Kennedy/Jenks	Constructability Review for ESFP Washwater Return and Sludge System Improvements	\$21,700.00	0.00

WORK AUTHORIZATIONS		March 2017		
FY 2016/17				
Auth #	Vendor	Description	Total Amount	Balance
E1516-037	Kennedy/Jenks	Tracer Study Protocol for ESFP Clearwell/CT Improvements	\$13,500.00	187.48
E1516-045	Kennedy/Jenks	Construction Management and Inspection Services for the ESIPS Pump No. 3 Project	\$116,000.00	26,006.84
E1516-047	Kennedy/Jenks	Professional Engineering Services during the Bid Period of Newhall Lateral Reach 2B Facility Modifications Project	\$15,100.00	170.80
W1516-050	Kennedy/Jenks	Review and Analysis of Well Equipping Specification and Costs - Rosedale-Rio Bravo	\$25,000.00	10,602.50
E1516-052	Kennedy/Jenks	Rio Vista Water Treatment Plant Clearwells Tracer Study	\$84,000.00	2,914.62
E1516-053	Kennedy/Jenks	VOC Compliance Plan Update	\$56,000.00	13,318.40
E1617-002	Kennedy/Jenks	Agency Staff Support FY 2016/17 for Developer Impact Fees Program and Review of Developer Impact Fee Calculations	\$40,000.00	27,449.48
E1617-003	Kennedy/Jenks	General Engineering Services	\$20,000.00	20,000.00
E1617-004	Kennedy/Jenks	Perchlorate Treatment Facility Operations and Maintenance Support Services	\$20,000.00	14,994.84
E1617-005	Kennedy/Jenks	Non-Settlement Related Perchlorate Coordination Services	\$15,000.00	13,697.40
E1617-014	Kennedy/Jenks	Engineering Services during Construction for the Newhall Lateral Reach 2B Facility Modifications Project	\$57,800.00	20,720.51
E1617-015	Kennedy/Jenks	CCTV Inspection for the Newhall Lateral Reach 2B Facility Modifications Project	\$20,300.00	20,060.80
A1617-021	Kennedy/Jenks	Chlorine Facility Risk Management Plan Update	\$25,000.00	14,927.48
E1617-025	Kennedy/Jenks	Engineering Bid Services for Foothill Feeder Turnout CLWA-01	\$36,000.00	36,000.00
E1617-035	Kennedy/Jenks	Engineering Support during Construction for Foothill Feeder Turnout CLWA-01	\$265,000.00	265,000.00
W1617-007	Kennedy/Jenks	Water Resources Staff Support	\$90,000.00	23,070.80
11-013	Lee & Ro, Inc.	Castaic Conduit Bypass Pipeline Final Design and Land Acquisition Support	\$704,000.00	94,288.76
12-041	Lee & Ro, Inc.	Castaic Conduit Bypass Pipeline Environmental Mitigation Plan	\$44,120.00	1,788.80
13-064	Lee & Ro, Inc.	Magic Mountain Pipeline Extension	\$99,996.00	29,045.23

WORK AUTHORIZATIONS		March 2017		
FY 2016/17				
Auth #	Vendor	Description	Total Amount	Balance
E1415-016	Lee & Ro, Inc.	Magic Mountain Pipeline Phase 5	\$99,200.00	81,851.39
A1415-021	Lee & Ro, Inc.	Earl Schmidt ESFP HVAC Heat Pumps Replacement	\$32,000.00	633.47
E1415-034	Lee & Ro, Inc.	Replacement Wells/Saugus Dry Year Wells	\$150,000.00	94.21
E1415-039	Lee & Ro, Inc.	Final Design Services for ESFP Washwater Return Basin and Sludge System Improvements	\$504,000.00	0.00
E1516-040	Lee & Ro, Inc.	Planning Services for ESIPS Pipeline Improvements	\$97,000.00	0.00
E1516-046	Lee & Ro, Inc.	Engineering Support Services During Construction for the ESIPS Pump No. 3 Project	\$40,000.00	2,680.25
E1516-048	Lee & Ro, Inc.	Geotechnical Inspection Services for ESIPS Pipeline Improvements	\$27,555.00	7,775.92
E1617-001	Lee & Ro, Inc.	On-Call General Engineering Services Support FY 2016/17	\$20,000.00	9,337.92
E1617-011	Lee & Ro, Inc.	Newhall Lateral Reach 2C Facility Modifications project	\$94,800.00	52,668.76
E1617-012	Lee & Ro, Inc.	Technical Support for Perchlorate Settlement Agreement Negotiations	\$15,000.00	10,614.50
E1617-018	Lee & Ro, Inc.	Final Design Services for ESIPS Pipeline Improvements	\$195,500.00	40,617.11
E1617-024	Lee & Ro, Inc.	Final Design Services for ESFP Air Gap Improvement Project	\$46,000.00	10,022.74
E1617-033	Lee & Ro, Inc.	Professional Design Services for Castaic Conduit Pipeline Reach 3 and Reach 4	\$38,000.00	38,000.00
E1617-034	Lee & Ro, Inc.	Engineering Support Services for Sierra Highway Bridge Replacement and Widening Project	\$38,000.00	38,000.00
10-048	Michael Baker International	Final Design for the Rio Vista Valve #2 (RV-2) Modifications Project	\$277,000.00	2,073.51
11-034	Michael Baker International	Castaic Conduit Bypass Pipeline Constructability Review	\$50,000.00	21,146.59

WORK AUTHORIZATIONS		March 2017		
FY 2016/17				
Auth #	Vendor	Description	Total Amount	Balance
13-018	Michael Baker International	Design Services for ESFP Clearwell/CT Improvements	\$450,700.00	5.83
13-046	Michael Baker International	RV-1 & RV-3 Isolation and Shutdown Evaluation	\$44,000.00	2,358.31
E1415-004	Michael Baker International	Emergency and Operational Storage Study	\$205,000.00	64,157.57
E1415-008	Michael Baker International	Magic Mountain Reservoir Planning Services	\$52,500.00	29,046.33
E1415-032	Michael Baker International	RV-2 Modifications Pre-Procurement	\$60,500.00	0.00
E1516-019	Michael Baker International	Engineering Services During Construction of the Newhall Lateral Reach 2A Facility Modifications Project	\$56,300.00	4,524.62
E1516-028	Michael Baker International	Engineering Services During Bidding for ESFP Clearwell/CT Improvements	\$57,000.00	32,921.42
E1617-029	Michael Baker International	Constructability Review for the ESIPS Pipeline Improvements	\$17,500.00	17,500.00
E1617-030	Michael Baker International	Cathodic Test Stations Annual Survey	\$25,000.00	25,000.00
E1617-031	Michael Baker International	Constructability Review for ESFP Washwater Return & Sludge Systems	\$17,500.00	17,500.00
E1617-032	Michael Baker International	Engineering Services during Bidding for RV-2 Modifications project	\$35,400.00	35,400.00
E1617-037	Michael Baker International	Engineering Support during Construction of Earl Schmidt Filtration (ESFP) Plant Clearwell/CT Improvements Project	\$177,000.00	177,000.00
07-055	MWDSC	Design Review and Project Coordination Services for Connection to the Foothill Feeder Pipeline	\$1,090,000.00	350,000.00
E1617-006	Psomas	Parcel Database Maintenance and Support Services	\$25,000.00	295.40
13-049	RBF Consulting, Inc.	ESFP Water Level Control Structure Modifications	\$32,600.00	0.00
W1516-026	Richard C. Slade	Rosedale-RioBravo 2014 Drought Relief Project Consulting Services	\$10,000.00	10,000.00

WORK AUTHORIZATIONS		March 2017		
FY 2016/17				
Auth #	Vendor	Description	Total Amount	Balance
E1516-035	RMC Water and Environment	Planning Services for Recycled Water Program, Phase 2D	\$95,700.00	0.76
E1617-016	RMC Water and Environment	RVWTP Upper Mesa Erosion Evaluation and Stabilization Study	\$61,200.00	12,140.85
E1617-038	RMC Water and Environment	Construction Management Services during construction of the ESFP Clearwell CT Improvements Project	\$734,000.00	734,000.00
E1415-015	Vali Cooper & Associates	RV-2 Modifications	\$42,305.00	9,641.25
E1516-051	Vali Cooper & Associates	Constructability review for the Rio Vista Water Treatment Plant Ozone Gas Collection System Modifications Project	\$9,400.00	2,529.50
E1617-013	Vali Cooper & Associates	CM and Inspections Services for Newhall Lateral Reach 2B Facility Modifications Project	\$101,000.00	45,424.12
E1617-019	Vali Cooper & Associates	Construction Management Services during Bidding for ESFP Clearwell CT Improvements Project	\$7,200.00	9.50
E1617-022	Vali Cooper & Associates	CM and Inspection Services for RVWTP Ozone Gas Collection System Modifications Project	\$84,500.00	55,697.50
E1617-036	Vali Cooper & Associates	Construction Management and Inspection Services for Foothill Feeder Turnout CLWA-01	\$450,000.00	450,000.00
E1617-008	Water Consultancy	Settlement-Related Perchlorate Support Services	\$20,000.00	2,640.00
E1617-009	Water Consultancy	Non-Settlement Related Perchlorate Support Services	\$75,000.00	22,640.00
E1617-010	Water Consultancy	General Engineering Services	\$10,000.00	10,000.00
W1516-023	Wheeler Company	Devil's Den Property Management Consulting Services	\$30,000.00	7,347.50
W1516-024	Wheeler Company	Water Conservation Program Consulting Services	\$50,000.00	19,180.00
W1516-025	Wheeler Company	Landscape Education Consulting Services	\$15,000.00	2,250.00
A1617-020	Wheeler Company	Conservation Garden Consulting Services	\$3,000.00	0.00
W1617-026	Wheeler Company	Water Conservation Program Consulting Services	\$25,000.00	20,401.50
W1617-027	Wheeler Company	Landscape Education Consulting Services	\$25,000.00	23,300.00
W1617-028	Wheeler Company	Devil's Den Property Management Consulting Services	\$30,000.00	27,535.00

**Castaic Lake Water Agency
Major Capital Projects-Monthly Status Report
for the period ending:
Year: 2017 Period: 9-March**

Summary By Master Project

Master Project	Total Estimated Cost	Expenditures through Prior Period	Expenditures Current Period	Total Expenditures	Balance Remaining
200010-RVWTP RV 2-	3,913,000	713,682.99	12,435.22	726,118.21	3,186,881.79
200011-RVWTP FLOATG COV-	10,409,800	10,305,177.71	152.65	10,305,330.36	104,469.64
200012-RVWTP ENT GATE-	1,901,000	165,027.97	0.00	165,027.97	1,735,972.03
200103-ESFP SLUDGE COL-	9,581,000	803,544.42	1,591.84	805,136.26	8,775,863.74
200105-ESFP CW/CT IMP-	9,047,000	1,090,190.22	18,406.92	1,108,597.14	7,938,402.86
200151-ESIPS PIPE IMPR-	2,163,000	267,498.89	44,798.28	312,297.17	1,850,702.83
200453-REC H2O PH II A-	13,394,000	253,374.48	39.29	253,413.77	13,140,586.23
200454-REC H2O PH II B-	5,094,000	106,941.45	39.29	106,980.74	4,987,019.26
200455-REC H2O PH II C-	14,382,000	366,520.64	0.00	366,520.64	14,015,479.36
200456-REC H2O PH II D-	2,865,000	117,039.18	39.29	117,078.47	2,747,921.53
200510-HONBY PARALLEL-	21,444,000	2,097,870.25	425.79	2,098,296.04	19,345,703.96
200525-MM PIPE 4 & RES-	3,459,000	89,435.08	0.00	89,435.08	3,369,564.92
200526-MM PIPE 5-	3,762,000	17,882.33	0.00	17,882.33	3,744,117.67
200527-MM PIPE 6-	8,876,000	151.33	0.00	151.33	8,875,848.67
200528-MM RESERVOIR-	27,119,000	4,383.72	21,141.75	25,525.47	27,093,474.53
200903-CASTAIC CONDUIT-	15,116,000	853,621.11	3,153.10	856,774.21	14,259,225.79
200905-FOOTHILL FD CONN-	5,308,000	545,847.28	3,604.67	549,451.95	4,758,548.05
200906-RRB EXTRACTION-	9,736,000	4,296,577.00	577,921.16	4,874,498.16	4,861,501.84
200907-SEMI STORED WRU-	8,462,000	8,499,143.44	0.00	8,499,143.44	-37,143.44
200962-REPLACEMENT WELLS-	10,650,000	221,953.40	1,691.89	223,645.29	10,426,354.71
200963-RED HANDLE WELLS-	12,650,000	201,787.40	1,778.21	203,565.61	12,446,434.39
Summary	199,331,800.00	31,017,650.29	687,219.35	31,704,869.64	167,626,930.36

2008A VRDO Performance

Date	Bond Rate	Net Cost to CLWA (fees/ swap)
7/23/2014	0.05%	4.11%
7/30/2014	0.05%	0.60% Swap termination.
6/29/2016	0.40%	0.95%
7/6/2016	0.38%	0.93%
7/13/2016	0.39%	0.94%
7/20/2016	0.39%	0.94%
7/27/2016	0.42%	0.97%
8/3/2016	0.43%	0.98%
8/10/2016	0.46%	1.01%
8/17/2016	0.49%	1.04%
8/24/2016	0.57%	1.12%
8/31/2016	0.61%	1.16%
9/7/2016	0.66%	1.21%
9/14/2016	0.70%	1.25%
9/21/2016	0.79%	1.34%
9/28/2016	0.82%	1.37%
10/5/2016	0.85%	1.40%
10/12/2016	0.79%	1.34%
10/19/2016	0.64%	1.19%
10/26/2016	0.53%	1.08%
11/2/2016	0.50%	1.05%
11/9/2016	0.50%	1.05%
11/16/2016	0.50%	1.05%
11/23/2016	0.50%	1.05%
11/30/2016	0.55%	1.10%
12/7/2016	0.58%	1.13%
12/14/2016	0.66%	1.21%
12/21/2016	0.69%	1.24%
12/28/2016	0.69%	1.24%
1/4/2017	0.64%	1.19%
1/11/2017	0.64%	1.19%
1/18/2017	0.64%	1.19%
1/25/2017	0.64%	1.19%
2/1/2017	0.64%	1.19%
2/8/2017	0.63%	1.18%
2/15/2017	0.63%	1.18%
2/22/2017	0.62%	1.17%
3/1/2017	0.60%	1.15%
3/8/2017	0.62%	1.17%
3/15/2017	0.72%	1.27%
3/22/2017	0.80%	1.35%
3/29/2017	0.87%	1.42%
4/5/2017	0.87%	1.42%
4/12/2017	0.86%	1.41%
4/19/2017	0.90%	1.45%
4/26/2017	0.90%	1.45%
5/3/2017	0.82%	1.37%

CA Govt. Code Section 53065.5
 List of Reimbursement for "Individual Charges" = \$100 or more
 Annual Disclosure for Fiscal Year 2016/17 For the month ended March 31, 2017

EMPLOYEES

Date of Reimbursement	Recipient of Reimbursement	Reason for Reimbursement	Amount of Reimbursement
08/11/16	Abercrombie, Keith	M/C charge- ACWA 2016 Fall Conference, 11/29-12/2/16- Registration	695.00
03/13/17	Abercrombie, Keith	M/C charge-ACWA Spring Conference, 5/9-12/17-Registration	699.00
08/11/16	Alexander, Chris	M/C charge- Cross Connection Control Specialist Exam, 9/24/16- Registration	135.00
10/13/16	An, Howard	M/C charge- CA-NV Annual Fall Conference, 11/24-27/16- Registration	495.00
11/18/16	An, Howard	AWWA Conference, 10/24-27/16- Expense (lodging & meals)	734.16
11/18/16	An, Howard	AWWA Conference, 10/24/16 & 10/27/16- Mileage Expense	164.16
11/18/16	An, Howard	AWWA Conference, 10/24-26/16- Travel Expense (parking & trolley)	35.00
08/11/16	Anagnoson, Stephanie	M/C charge-Southwest, 10/5-6/16, Burbank-Las Vegas- Travel Expense (airfare)	471.96
10/26/16	Anagnoson, Stephanie	WaterSmart Innovations Conference, 10/5-6/16- Expense (meals)	315.89
10/26/16	Anagnoson, Stephanie	WaterSmart Innovations Conference, 10/5-6/16- Travel Expense (parking & taxi)	61.17
10/26/16	Anagnoson, Stephanie	WaterSmart Innovations Conference, 10/5-6/16- Mileage Expense	22.90
11/14/16	Anagnoson, Stephanie	M/C charge- Southwest, 3/19-22/17- Burbank-New Orleans- Travel Expense (airfare)	355.00
02/13/17	Bader, Shadi	M/C charge-2017 WaterReuse California Annual Conference, 3/19-21/17-Registration	250.00
03/30/17	Bader, Shadi	California WaterReuse Annual Conference, 3/18-20/17- Expense (lodging)	760.68
03/30/17	Bader, Shadi	California WaterReuse Annual Conference, 3/18-20/17- Travel Expense (parking)	97.00
03/30/17	Bader, Shadi	California WaterReuse Annual Conference, 3/18-20/17- Mileage Expense	174.41
07/06/16	Bye, Ryan	Education Reimbursement	1,430.00
12/15/16	Bye, Ryan	Education Reimbursement	3,570.00
03/30/17	Bye, Ryan	Education Reimbursement	1,430.00
07/26/16	Campos, Dolores	ESRI International User Conference, 6/26-7/1/16- Expense (lodging & meals)	1,874.52
07/26/16	Campos, Dolores	ESRI International User Conference, 6/26-7/1/16- Travel Expense (parking)	160.00
07/26/16	Campos, Dolores	ESRI International User Conference, 6/26-7/1/16- Mileage Expense	178.20
03/20/17	Cole, Michael	Uniform Expense	150.00
08/11/16	Corrales, Carlos	M/C charge- 2016 SUGA West Regional Training Event, 12/5-7/16- Expense (lodging, 1st night deposit)	215.28
09/01/16	Corrales, Carlos	Audit Meeting Lunch 8/29/16- Expense (meals)	199.29
11/01/16	Corrales, Carlos	CalPERS Conference, 10/24-26/16- Expense (lodging & meals)	430.76
11/01/16	Corrales, Carlos	CalPERS Conference, 10/24-26/16-Travel Expense (parking)	24.00
11/01/16	Corrales, Carlos	CalPERS Conference, 10/24/16 & 10/26/16- Mileage Expense	88.78
11/14/16	Corrales, Carlos	M/C charge- 2016 SUGA West Regional Training Event, 12/5-7/16- Registration	125.00
12/15/16	Corrales, Carlos	Sungard Conference & Tax Training, 12/5-8/16- Expense (lodging & meals)	282.80
12/15/16	Corrales, Carlos	Sungard Conference & Tax Training, 12/5-8/16- Travel Expense (parking)	20.00
12/15/16	Corrales, Carlos	Sungard Conference & Tax Training, 12/5-8/16- Mileage Expense	121.51
01/13/17	Corrales, Carlos	M/C charge-GFOA Accounting Training, 1/23-27/17- Registration	1,690.00
08/16/16	DenKinger, Karen	ACWA/JPIA Conference, 7/19-21/16- Expense (lodging & meals)	338.00
08/11/16	Dill, Erika	M/C charge- 2016 SUGA West Regional Training Event, 12/5-7/16- Expense (lodging, 1st night deposit)	215.28
10/26/16	Dill, Erika	Wellness Room Supplies 9/30/16	62.36
10/26/16	Dill, Erika	Wellness Room Supplies 9/30/16- Mileage Expense	51.30

CA Govt. Code Section 53065.5

List of Reimbursement for "Individual Charges" = \$100 or more

Annual Disclosure for Fiscal Year 2016/17 For the month ended March 31, 2017

EMPLOYEES

Date of Reimbursement	Recipient of Reimbursement	Reason for Reimbursement	Amount of Reimbursement
11/14/16	Dill, Erika	M/C charge- 2016 SUGA West Regional Training Event, 12/5-7/16- Registration	125.00
12/12/16	Dill, Erika	M/C charge- 2016 SUGA West Regional Training Event, 12/5-7/16-Registration -CREDIT	(100.00)
12/12/16	Dill, Erika	M/C charge-2016 SUGA West Regional Training Event, 12/5-7/16-Expense(lodging, 1st night deposit) CREDIT	(215.28)
09/01/16	Doss, Evan	Uniform Expense	130.77
03/30/17	Doss, Evan	SWRCB T-4 Certification Renewal	105.00
08/11/16	Fleury, Sarah	M/C charge- Southwest, 10/5-6/16- Burbank-Las Vegas- Travel Expense (airfare)	471.96
08/16/16	Fleury, Sarah	ACWA/JPIA Conference, 7/19-21/16- Expense (lodging & meals)	215.79
08/16/16	Fleury, Sarah	ACWA/JPIA Conference, 7/19/16 & 7/21/16- Mileage Expense	163.51
10/26/16	Fleury, Sarah	ACWA/JPIA Conference, 10/5-6/16- Expense (lodging & meals)	106.84
10/26/16	Fleury, Sarah	ACWA/JPIA Conference, 10/5-6/16- Mileage Expense	66.94
10/26/16	Fleury, Sarah	WaterSmart Innovations, 10/5/16- Expense (meals)	38.64
10/26/16	Fleury, Sarah	WaterSmart Innovations, 10/5/16- Travel Expense (parking & taxi)	58.92
10/26/16	Fleury, Sarah	WaterSmart Innovations, 10/5/16- Mileage Expense	11.45
11/14/16	Fleury, Sarah	M/C charge- Fredpryor Caretrack Seminar 11/2/16- Registration	119.00
02/13/17	Fleury, Sarah	M/C charge-Bay Delta Tour 2017, 6/14-15/17-Registration	815.00
02/13/17	Fleury, Sarah	M/C charge-Southwest, 6/14-15/17- Travel Expense (airfare)	493.87
03/13/17	Fleury, Sarah	M/C charge- Fredpryor Caretrack Workshop, Recycled Water, 2/28/17- Registration	150.00
10/13/16	Folsom, Brian	M/C charge- Southwest 11/3/16- Travel Expense (airfare)	495.96
11/14/16	Folsom, Brian	Whitaker-Bermite Tour, 10/19/16- Travel Expense (Auto Rental)	174.40
12/12/16	Folsom, Brian	M/C charge- Southwest 11/2-3/16- Travel Expense (airfare)-cancelled flight (CREDIT)	(495.96)
01/13/17	Folsom, Brian	M/C charge- EJO Manager Expense for December 2016 (meals)	239.26
03/13/17	Folsom, Brian	M/C charge-ACWA Spring Conference, 5/9-12/17-Registration	699.00
08/11/16	Gibson, Lindsey	M/C charge- Southwest 10/5-6/16, Burbank-Las Vegas- Travel Expense (airfare)	471.96
09/01/16	Gibson, Lindsey	Toastmasters Membership Dues, July 2016-April 2017	117.00
12/15/16	Gibson, Lindsey	COC: Intro to Photoshop 10/17-12/8/16	105.50
12/15/16	Gibson, Lindsey	COC: Intro to Photoshop 10/17-12/8/16- Parking	50.00
02/13/17	Gibson, Lindsey	M/C charge- CAPIO Annual Conference, 4/3-6/17- Registration	450.00
08/16/16	Gordon, Kathleen	ACWA/JPIA Conference, 7/19-21/16- Expense (lodging & meals)	389.64
07/20/16	Gruber, Todd	Safety Prescription Glasses	123.00
08/16/16	Haggin, Gary	Uniform Expense	135.16
10/26/16	Haggin, Gary	Grade T-5 Certification Renewal	105.00
02/16/17	Halushka, Paul	D-4 Contact Hours (Water Distribution System)	225.36
02/16/17	Halushka, Paul	D-4 Certification Renewal	155.00
07/26/16	Hare, Dirk	Maintenance Uniform Expense	130.77
08/11/16	Hare, Dirk	Team Building BBQ, 7/1/16	204.49
08/11/16	Hare, Dirk	Team Building BBQ, 7/15/16	83.87
08/11/16	Hare, Dirk	Team Building BBQ, 7/15/16	64.50
11/14/16	Hare, Dirk	M/C charge-Team Building BBQ, 10/7/16	121.13

CA Govt. Code Section 53065.5

List of Reimbursement for "Individual Charges" = \$100 or more

Annual Disclosure for Fiscal Year 2016/17 For the month ended March 31, 2017

EMPLOYEES

Date of Reimbursement	Recipient of Reimbursement	Reason for Reimbursement	Amount of Reimbursement
11/14/16	Hare, Dirk	M/C charge-Team Building BBQ, 10/21/16	115.37
11/14/16	Hare, Dirk	M/C charge-Team Building BBQ, 10/21/16	17.43
01/13/16	Hare, Dirk	M/C charge-Team Building BBQ, 12/2/16 & Christmas Lunch 12/22/16	341.80
02/13/17	Hare, Dirk	M/C charge-Team Building BBQ, 1/13/17	221.75
02/13/17	Hare, Dirk	M/C charge-Team Building BBQ, 1/27/17	174.95
03/13/17	Hare, Dirk	M/C charge- Team Building BBQ, 2/10/17	111.79
03/13/17	Hare, Dirk	M/C charge- Team Building BBQ, 2/24/17	118.93
10/26/16	Hensely, Ryan	Prescription Safety Glasses	190.20
08/11/16	Holloman, Cathy	M/C charge- ACWA/JPIA Annual Conference, 7/20-21/16- Registration	160.00
08/16/16	Holloman, Cathy	ACWA/JPIA Conference, 7/19-21/16- Expense (lodging & meals)	325.49
08/11/16	Jacobs, April	M/C charge- ACWA/JPIA Annual Conference, 7/20-21/16- Expense (lodging)	168.08
08/16/16	Jacobs, April	ACWA/JPIA Conference, 7/21/16- Mileage Expense	157.36
09/09/16	Jacobs, April	Education Reimbursement	1,560.00
11/18/16	Jacobs, April	Education Reimbursement	1,575.00
07/29/16	Johnson, Yvonne	ACWA/JPIA Conference, 7/19-21/16- Expense (lodging & meals)	315.76
07/29/16	Johnson, Yvonne	ACWA/JPIA Conference, 7/19/16 & 7/21/16- Mileage Expense	169.02
08/11/16	Johnson, Yvonne	M/C charge- 2016 SUGA West Regional Training Event, 12/5-7/16- Expense (lodging, 1st night deposit)	215.28
10/20/16	Johnson, Yvonne	ACWA/JPIA Conference, 10/5/16- Mileage Expense	80.14
10/20/16	Johnson, Yvonne	ACWA/JPIA Conference, 10/5/16- Registration Fee	80.00
11/01/16	Johnson, Yvonne	CalPERS Conference, 10/24-26/16- Expense (lodging & meals)	339.09
11/01/16	Johnson, Yvonne	CalPERS Conference, 10/24/16 & 10/26/16- Mileage Expense	94.61
11/01/16	Johnson, Yvonne	CalPERS Conference, 10/24-26/16- Travel Expense (parking)	24.00
11/14/16	Johnson, Yvonne	M/C charge- 2016 SUGA West Regional Training Event, 12/5-7/16- Registration	125.00
12/15/16	Johnson, Yvonne	West SUGA Training Event, 12/5-7/16- Expense (lodging & meals)	295.78
12/15/16	Johnson, Yvonne	West SUGA Training Event, 12/5-7/16- Travel Expense (parking)	20.00
12/15/16	Johnson, Yvonne	West SUGA Training Event, 12/5-7/16- Mileage Expense	67.82
12/15/16	Koelewyn, Jeff	ACWA Water Quality Committee Meeting, 11/29/16- Travel Expense (parking)	26.00
12/15/16	Koelewyn, Jeff	ACWA Water Quality Committee Meeting, 11/29/16- Mileage Expense	80.46
03/13/17	Koelewyn, Jeff	M/C charge-ACWA Spring Conference, 5/9-12/17-Registration	699.00
09/15/16	Krieger, Richard	Uniform Expense	130.77
02/13/17	Larson, Craig	M/C charge-2017 Mainsaver User Conference, 2/20-23/17- Expense (lodging, 1st night deposit)	213.00
02/13/17	Larson, Craig	M/C charge-2017 Mainsaver User Conference, 2/20-23/17- Registration	2,800.00
10/13/16	Mantis, Ari	M/C charge- CalPERS Annual Forum, 10/24-26/16- Registration	399.00
11/18/16	Mantis, Ari	CalPERS 10/24-26/16- Expense (lodging & meals)	335.88
11/18/16	Mantis, Ari	CalPERS 10/24-26/16 & SCWD/WVC Visits 11/2-3/16- Mileage Expense	65.34
11/18/16	Mantis, Ari	CalPERS 10/24-26/16- Travel Expense (parking)	24.00
01/31/17	Margheritis, Luis	Education Reimbursement	179.00

CA Govt. Code Section 53065.5
 List of Reimbursement for "Individual Charges" = \$100 or more

Annual Disclosure for Fiscal Year 2016/17 For the month ended March 31, 2017

EMPLOYEES

Date of Reimbursement	Recipient of Reimbursement	Reason for Reimbursement	Amount of Reimbursement
08/11/16	Marks, Dirk	M/C charge- Southwest 7/20/16, Burbank-Sacramento- Travel Expense (airfare)	467.96
08/11/16	Marks, Dirk	M/C charge- ACWA 2016 Fall Conference, 11/29-12/2/16- Registration	695.00
10/13/16	Marks, Dirk	M/C charge- Southwest 9/21/16, Burbank-Sacramento- Travel Expense (airfare)	473.96
10/13/16	Marks, Dirk	M/C charge-Southwest, 9/14/16- Burbank-Sacramento- Travel Expense (airfare) CREDIT	(473.96)
10/13/16	Marks, Dirk	M/C charge- Water Resource Manager Expense for September 2016 (meals)	114.21
10/13/16	Marks, Dirk	M/C charge- Water Resource Manager Travel Expense for September 2016 (parking & taxi)	233.75
11/14/16	Marks, Dirk	M/C charge- Water Resource Manager Expense for October 2016 (meals)	142.28
11/14/16	Marks, Dirk	M/C charge- Water Resource Manager Travel Expense for October 2016 (auto rental, parking & taxi)	242.87
11/14/16	Marks, Dirk	M/C charge- Southwest 10/26/16, Burbank-Sacramento- Travel Expense (airfare)	473.96
12/12/16	Marks, Dirk	M/C charge- Southwest 11/16-17/16- Burbank-Sacramento- Travel Expense (airfare)	483.96
12/12/16	Marks, Dirk	M/C charge- Southwest 11/10/16- Burbank-Sacramento-Travel Expense (airfare)	483.96
12/12/16	Marks, Dirk	M/C charge- Southwest 11/16-17/16-Burbank-Sacramento-Travel Expense (airfare)-CREDIT	(5.00)
01/13/17	Marks, Dirk	M/C charge- Southwest 12/14/16- Burbank-Sacramento- Travel Expense (airfare)	473.68
01/13/17	Marks, Dirk	M/C charge-Southwest 12/14/16- Burbank-Sacramento-Travel Expense (airfare)- CREDIT	473.68
01/13/17	Marks, Dirk	M/C charge- Southwest 1/27/17- Burbank-Sacramento-Travel Expense (airfare)	473.68
01/13/17	Marks, Dirk	M/C charge-SGMA, GSA Setup GSP Preparation Seminar, 1/9-10/17- Registration	595.00
03/13/17	Marks, Dirk	M/C charge- Water Resource Manager Expense for February 2017 (lodging & meals)	138.10
03/13/17	Marks, Dirk	M/C charge- Southwest 2/15/16 Burbank-Sacramento- Travel Expense (airfare)	473.88
03/13/17	Marks, Dirk	M/C charge-2017 Santa Clarita Economic Outlook Conference, 3/30/17- Registration	125.00
03/13/17	Marks, Dirk	M/C charge-ACWA Spring Conference, 5/9-12/17-Registration	699.00
08/11/16	Masnada, Dan	M/C charge- Southwest 7/20-21/16, Burbank-Sacramento- Travel Expense (airfare)	487.96
08/11/16	Masnada, Dan	M/C charge- Southwest 9/1/16, Burbank-Sacramento- Travel Expense (airfare)	467.96
10/13/16	Masnada, Dan	M/C charge- Expense for September 2016 (lodging)	234.56
10/13/16	Masnada, Dan	M/C charge- Travel Expense for September 2016 (parking & taxi)	104.00
08/16/16	McNerney, Jennifer	ACWA/JPIA Conference, 7/19-21/16- Expense (lodging & meals)	352.44
08/16/16	McNerney, Jennifer	ACWA/JPIA Conference, 7/19/16 & 7/21/16- Mileage Expense	157.36
08/11/16	Medina, Lucy	M/C charge- 2016 SUGA West Regional Training Event, 12/5-7/16- Expense (lodging, 1st night deposit)	215.28
10/20/16	Medina, Lucy	ACWA/JPIA Conference, 10/5-6/16- Mileage Expense	79.33
10/20/16	Medina, Lucy	ACWA/JPIA Conference, 10/5-6/16- Registration Fee	160.00
11/14/16	Medina, Lucy	M/C charge- 2016 SUGA West Regional Training Event, 12/5-7/16- Registration	125.00
12/15/16	Medina, Lucy	West SUGA Conference, 12/5-7/16- Expense (lodging & meals)	237.88
12/15/16	Medina, Lucy	West SUGA Conference, 12/5-7/16- Travel Expense (parking)	20.00
12/15/16	Medina, Lucy	West SUGA Conference, 12/5-7/16- Mileage Expense	67.18
08/11/16	Osorio, Rochelle	M/C charge- 2016 SUGA West Regional Training Event, 12/5-7/16- Expense (lodging, 1st night deposit)	215.28
11/14/16	Osorio, Rochelle	M/C charge- 2016 SUGA West Regional Training Event, 12/5-7/16- Registration	125.00
12/15/16	Osorio, Rochelle	West SUGA Conference, 12/5-7/16- Expense (lodging & meals)	285.76
12/15/16	Osorio, Rochelle	West SUGA Conference, 12/5-7/16- Travel Expense (parking)	10.00

CA Govt. Code Section 53065.5
List of Reimbursement for "Individual Charges" = \$100 or more

Annual Disclosure for Fiscal Year 2016/17 For the month ended March 31, 2017

EMPLOYEES

Date of Reimbursement	Recipient of Reimbursement	Reason for Reimbursement	Amount of Reimbursement
12/15/16	Osorio, Rochelle	West SUGA Conference, 12/5-7/16- Mileage Expense	70.96
12/12/16	Pointer, Linda	M/C charge- PIHRA Membership Dues	125.00
12/15/16	Pointer, Linda	ACWA/JPIA, 11/30/16- Expense (lodging & meals)	175.36
12/15/16	Pointer, Linda	Various Mileage	21.25
10/13/16	Pryor, Valerie	M/C charge- Administration Manager Travel Expense for September 2016 (airfare & parking)	981.12
10/26/16	Pryor, Valerie	Audit Finance Committee, 10/5/16 & SWPCA Meeting, 10/19/16- Travel Expense (taxi)	115.00
11/14/16	Pryor, Valerie	M/C charge- Administration Manager Travel Expense for October 2016 (airfare & parking)	495.96
01/13/17	Pryor, Valerie	M/C charge-Administration Manager Travel Expense for December 2016 (airfare & parking)	538.48
01/13/17	Pryor, Valerie	M/C charge-Administration Manager Expense for December 2016 (meals- Holiday lunch & Retirement for	857.84
02/13/17	Pryor, Valerie	M/C charge-Administration Manager Expense for January 2017 (airfare & parking)	958.76
03/13/17	Pryor, Valerie	M/C charge-Administration Manager Expense for February 2017 (meal)	38.54
03/13/17	Pryor, Valerie	M/C charge-Administration Manager Travel Expense for February 2017 (airfare & parking)	484.88
03/13/17	Pryor, Valerie	M/C charge- UCLA Anderson Forecast- March 2017 Economic Outlook Seminar on 3/8/17-Registration	195.00
03/13/17	Pryor, Valerie	M/C charge-2017 Santa Clarita Economic Outlook Conference, 3/30/17- Registration	125.00
09/01/16	Pulido, Raphael	Grade T-5 Exam and Certification	260.00
09/01/16	Pulido, Raphael	Contact Hours with CSU, Sacramento	119.68
10/13/16	Rave, Susana	M/C charge- Fredpryor Careertrack Seminar 11/30/16- Registration	149.00
11/14/16	Rave, Susana	M/C charge- 2016 SUGA West Regional Training Event, 12/5-7/16- Registration	125.00
12/15/16	Rave, Susana	SUGA Conference, 12/4-7/16- Expense (meals & lodging)	699.43
12/15/16	Rave, Susana	SUGA Conference, 12/4-7/16- Travel Expense (parking)	30.00
12/15/16	Rave, Susana	SUGA Conference, 12/4-7/16- Mileage Expense	67.39
12/15/16	Rave, Susana	Fred Pryor Seminar, 11/30/16- Expense (meal)	14.27
12/15/16	Rave, Susana	Fred Pryor Seminar, 11/30/16- Travel Expense (parking)	17.00
12/15/16	Rave, Susana	Fred Pryor Seminar, 11/30/16- Mileage Expense	28.62
12/15/16	Rave, Susana	Women's Leadership Conference, 11/17/16- Travel Expense (parking)	9.00
12/15/16	Rave, Susana	Women's Leadership Conference, 11/17/16- Mileage Expense	39.64
01/31/17	Rave, Susana	CAPPO Annual Conference, 1/24-27/17- Expense (lodging & meals)	664.10
01/31/17	Rave, Susana	CAPPO Annual Conference, 1/24-27/17- Travel Expense (shuttle & taxi)	151.52
02/13/17	Rave, Susana	M/C charge- Southwest, 1/27-24/17- Travel Expense (airfare) CREDIT	(223.98)
03/08/17	Rave, Susana	Quarterly Staff Meeting Lunch, 2/24/17	100.29
07/26/16	Richan, Doug	PSOMAS Training, 6/26-28/16- Expense (lodging & meals)	1,084.03
03/13/17	Richan, Doug	M/C charge- ESRI International User Conference, 7/9-14/17- Registration	1,495.00
01/13/17	Rowley, Wayne	M/C charge- Holiday Department Lunch	148.07
09/01/16	Sonksen, Karen	Education Reimbursement	1,130.00
10/13/16	Stone, Matt	M/C charge- General Manager Expense for September 2016 (lodging & meals)	320.97
10/13/16	Stone, Matt	M/C charge- General Manager Travel Expense for September 2016 (parking & taxi)	181.35
11/14/16	Stone, Matt	M/C charge- General Manager Expense for October 2016 (lodging & meals)	501.72

CA Govt. Code Section 53065.5
 List of Reimbursement for "Individual Charges" = \$100 or more
 Annual Disclosure for Fiscal Year 2016/17 For the month ended March 31, 2017

EMPLOYEES

Date of Reimbursement	Recipient of Reimbursement	Reason for Reimbursement	Amount of Reimbursement
11/14/16	Stone, Matt	M/C charge- General Manager Travel Expense for October 2016 (airfare, parking & taxi)	570.96
11/14/16	Stone, Matt	M/C charge- SCWC Annual Dinner, 10/27/16- Registration	200.00
12/12/16	Stone, Matt	M/C charge- UWI Spring Conference, 2/8-10/16- Registration	375.00
01/13/17	Stone, Matt	M/C charge-General Manager Expense for December 2016 (lodging & meals)	1,114.54
01/13/17	Stone, Matt	M/C charge-General Manager Travel Expense for December 2016 (airfare, parking & taxi)	565.18
02/13/17	Stone, Matt	M/C charge-Southwest, 1/18-19/17-Burbank-Sacramento-Travel Expense (airfare)	473.88
02/13/17	Stone, Matt	M/C charge-Southwest, 1/18-19/17-Burbank-Sacramento-Travel Expense (airfare-early bird check-in)	30.00
02/13/17	Stone, Matt	M/C charge-2017 KHTS Sacramento Road Trip, 3/13-14/17 - Registration	550.00
02/13/17	Stone, Matt	M/C charge-Southwest, 2/2/17-Burbank-Sacramento-Travel Expense (airfare)	473.88
02/13/17	Stone, Matt	M/C charge-General Manager Expense for January 2017- lodging & meals	326.63
02/13/17	Stone, Matt	M/C charge-General Manager Travel Expense for January 2017- (airfare & taxi)	600.28
03/13/17	Stone, Matt	M/C charge-General Manager Travel Expense for February 2017- (lodging & meals)	695.04
03/13/17	Stone, Matt	M/C charge-General Manager Travel Expense for February 2017- (taxi)	45.00
03/13/17	Stone, Matt	M/C charge-Southwest, 2/15-16/17- Burbank-Sacramento-Travel Expense (airfare)	473.88
03/13/17	Stone, Matt	M/C charge-Southwest, 2/2/17-Burbank-Sacramento-Travel Expense (airfare) CREDIT	(473.88)
03/13/17	Stone, Matt	M/C charge-Southwest, 2/16/17-Sacramento-Burbank-Travel Expense (airfare) CREDIT	(236.94)
03/13/17	Stone, Matt	M/C charge- 2017 Santa Clarita Economic Outlook Conference, 3/30/17-Registration	125.00
08/16/16	Titiriga, Vincent	D-4 Certification Renewal	105.00
09/15/16	Titiriga, Vincent	Uniform Expense	130.77
08/11/16	Vasilopoulos, Rick	M/C charge- Southwest, 10/5-6/16- Burbank-Las Vegas- Travel Expense (airfare)	471.96
08/16/16	Vasilopoulos, Rick	ACWA/JPIA Conference, 7/19-21/16- Expense (lodging & meals)	469.62
08/16/16	Vasilopoulos, Rick	ACWA/JPIA Conference, 7/19-21/16- Mileage Expense	172.26
09/01/16	Vasilopoulos, Rick	ArcGIS 2: Essential Workflows, 8/17-19/16- Expense (meals)	97.24
09/01/16	Vasilopoulos, Rick	ArcGIS 2: Essential Workflows, 8/17-19/16-Mileage Expense	340.20
11/01/16	Vasilopoulos, Rick	WaterSmart Conference, 10/1-7/16- Expense (lodging & meals)	439.22
11/01/16	Vasilopoulos, Rick	WaterSmart Conference, 10/1-7/16- Travel Expense (parking)	50.00
11/01/16	Vasilopoulos, Rick	WaterSmart Conference, 10/3/16 & 10/7/16- Mileage Expense	25.92
11/09/16	Vasilopoulos, Rick	QWEL Training 10/23-26/16- Expense (lodging & meals)	499.58
11/09/16	Vasilopoulos, Rick	QWEL Training 10/23-26/16- Travel Expense (auto rental, gasoline & parking)	164.04
11/14/16	Vasilopoulos, Rick	M/C charge- Southwest, 10/24-26/16- Burbank-Utah- Travel Expense (airfare)	692.96
11/14/16	Vasilopoulos, Rick	M/C charge- OWEL Training, 10/24-26/16- Registration	150.00
11/14/16	Vasilopoulos, Rick	M/C charge- OWEL Training, 10/24-26/16- Burbank-Utah- Travel Expense changed flight CREDIT	(178.50)
03/13/17	Viergut, Rick	M/C charge- FredPryor Careertrack Workshop, Project Management, 2/23/17- Registration	159.00
07/26/16	Viergut, Rick	Groundwater Resources Association Conference, 6/7-9/16- Expense (lodging & meals)	510.85
07/26/16	Viergut, Rick	Groundwater Resources Association Conference, 6/7/16 & 6/9/16- Travel Expense (parking & taxi)	80.00
07/26/16	Viergut, Rick	Groundwater Resources Association Conference, 6/7/16 & 6/9/16- Mileage Expense	27.00
11/14/16	Viergut, Rick	M/C charge- Southwest, 10/20-21/16- Travel Expense (airfare)	473.96
11/14/16	Viergut, Rick	M/C charge- UCLA Extension, Law 866 Successful CEQA Compliance, 11/3-4/16- Registration	395.00
11/14/16	Viergut, Rick	M/C charge- UCLA Extension, COM HLT 812 CEQA Updates, 12/8/16- Registration	325.00

CA Govt. Code Section 53065.5

List of Reimbursement for "Individual Charges" = \$100 or more

Annual Disclosure for Fiscal Year 2016/17 For the month ended March 31, 2017

EMPLOYEES

Date of Reimbursement	Recipient of Reimbursement	Reason for Reimbursement	Amount of Reimbursement
12/12/16	Viergut, Rick	M/C charge- Southwest 11/9/16, Burbank-Sacramento- Travel Expense (airfare)	473.96
12/12/16	Viergut, Rick	M/C charge- Southwest 11/18/16, Burbank-Sacramento-Travel Expense (airfare)	473.96
12/15/16	Viergut, Rick	SWC Meeting, 11/9/16- Expense (meal)	8.40
12/15/16	Viergut, Rick	SWC Meeting, 11/9/16- Travel Expense (parking & taxi)	70.60
12/15/16	Viergut, Rick	SWC Meeting, 11/9/16- Mileage Expense	27.00
12/15/16	Viergut, Rick	Sites Onboarding Workshop, 11/18/16- Expense (lodging & meals)	141.02
12/15/16	Viergut, Rick	Sites Onboarding Workshop, 11/18/16- Travel Expense (auto rental, gas & parking)	60.21
12/15/16	Viergut, Rick	Sites Onboarding Workshop, 11/18/16- Mileage Expense	27.00
12/15/16	Viergut, Rick	Sites Onboarding Workshop, 10/20-21/16 -Expense (lodging & meals)	151.38
12/15/16	Viergut, Rick	Sites Onboarding Workshop, 10/20-21/16 - Travel Expense (auto rental, gas & parking)	94.22
12/15/16	Viergut, Rick	Sites Onboarding Workshop, 10/20-21/16 - Mileage Expense	27.00
12/15/16	Viergut, Rick	Successful CEQA Compliance a Step by Step Approach Seminar, 11/3-4/16- Expense (meals)	21.54
12/15/16	Viergut, Rick	Successful CEQA Compliance a Step by Step Approach Seminar, 11/3-4/16- Travel Expense (parking)	16.00
12/15/16	Viergut, Rick	Successful CEQA Compliance a Step by Step Approach Seminar, 11/3-4/16- Mileage Expense	87.48
03/13/17	Viergut, Rick	M/C charge- Southwest 2/15/16 Burbank-Sacramento- Travel Expense (airfare)	473.88
02/16/17	Wieherer, Jim	CAPPO Conference, 1/23-27/17- Expense (lodging & meals)	862.57
02/16/17	Wieherer, Jim	CAPPO Conference, 1/23-27/17- Mileage Expense	417.30
02/16/17	Wieherer, Jim	CAPPO Conference, 1/23/17- Travel Expense (toll charge)	5.00
11/09/16	Woeger, Pete	Water 060 Wastewater Treatment Contact Hours, 8/25-10/14/16	226.00
07/26/16	Yim, Jason	ESRI International User Conference, 6/27-7/1/16- Expense (lodging & meals)	1,838.71
07/26/16	Yim, Jason	ESRI International User Conference, 6/27/16 & 7/1/16- Travel Expense (train)	144.30
07/26/16	Yim, Jason	ESRI Recorded Sessions	332.92
12/15/16	Yim, Jason	Autodesk University Conference, 11/15-17/16- Expense (lodging & meals)	570.48
12/15/16	Yim, Jason	Autodesk University Conference, 11/15-17/16- Travel Expense (parking & shuttle)	50.00
12/15/16	Yim, Jason	Autodesk University Conference, 11/15-17/16- Mileage Expense	30.46
01/19/17	Yim, Jason	ASCE Annual Membership Dues	295.00
01/19/17	Yim, Jason	AWWA Annual Membership Dues	262.00
03/13/17	Yim, Jason	M/C charge- CA-NV AWWA Spring Conference, 4/10-13/17-Registration	495.00
03/13/17	Yim, Jason	M/C charge-Western States Corrosion Seminar, 5/2-4/17-Registration	425.00
03/13/17	Yim, Jason	M/C charge- Western States Corrosion Seminar, 5/2-4/17- Expense (lodging)	400.00
03/13/17	Yim, Jason	M/C charge- CA-NV AWWA Spring Conference, 4/10-13/17- Expense (lodging, 1st night deposit)	267.93
03/13/17	Yim, Jason	M/C charge- CASQA Membership Dues	2,310.00
			81,964.02

SUNGARD HTE
 DATE: 05/01/2017
 TIME: 08:00:37

CASTAIC LAKE WATER AGENCY
 MONTHLY - GENERAL FUND REVENUE

PAGE NUMBER: 1
 GENRPT41.4GL
 REPORT ID: CVC007

SELECTION CRITERIA: Yr='17'

DESCRIPTION	BUDGET	REVENUE THROUGH PRIOR PERIOD	REVENUE MARCH 2017	TOTAL REVENUE	DIFFERENCE	%
REVENUES						

WATER SALES - PURVEYORS VARIABLE	5,502,600.00	4,633,052.77	514,217.53	5,147,270.30	355,329.70	94
WATER SALES - PURVEYORS FIXED	13,603,800.00	8,874,901.16	1,182,215.32	10,057,116.48	3,546,683.52	74
WATER SALES - RANCH	0.00	0.00	0.00	0.00	0.00	0
WATER SALES - RECYCLED	252,000.00	172,727.32	113.80	172,841.12	79,158.88	69
WATER SALES - WELLS	690,900.00	446,904.36	52,275.51	499,179.87	191,720.13	72
LABORATORY	106,000.00	68,850.00	8,374.00	77,224.00	28,776.00	73
COMMUNICATION	168,000.00	118,757.73	14,535.13	133,292.86	34,707.14	79
INVESTMENT REVENUE	74,000.00	48,350.19	12,694.24	61,044.43	12,955.57	82
GRANTS	101,200.00	0.00	101,235.75	101,235.75	-35.75	100
PROJECT REIMBURSEMENTS	1,300,000.00	605,823.07	96,679.10	702,502.17	597,497.83	54
WELLS MOU	0.00	0.00	0.00	0.00	0.00	0
MISCELLANEOUS	19,100.00	86,234.86	1,655.30	87,890.16	-68,790.16	460
TOTAL	21,817,600.00	15,055,601.46	1,983,995.68	17,039,597.14	4,778,002.86	78

SUNGARD HTE
 DATE: 05/01/2017
 TIME: 08:01:24

SELECTION CRITERIA: Yr='17'

CASTAIC LAKE WATER AGENCY
 MONTHLY - SPECIAL FUND REVENUE

PAGE NUMBER: 1
 GENRPT41.4GL
 REPORT ID: CVC008

DESCRIPTION	BUDGET	REVENUE THROUGH PRIOR PERIOD	REVENUE MARCH 2017	TOTAL REVENUE	DIFFERENCE	%
REVENUE						

FACILITY CAPACITY FEE	8,700,000.00	5,693,273.00	543,730.00	6,237,003.00	2,462,997.00	72
1% PROPERTY TAX						

L.A. COUNTY	23,851,900.00	13,645,219.19	93,572.71	13,738,791.90	10,113,108.10	58
VENTURA COUNTY	0.00	26,133.30	89.10	26,222.40	-26,222.40	0
TOTAL	23,851,900.00	13,671,352.49	93,661.81	13,765,014.30	10,086,885.70	58
GRANT	565,500.00	841,171.46	18,974.47	860,145.93	-294,645.93	152
PROJECT REIMBURSEMENT	380,000.00	47,553.93	0.00	47,553.93	332,446.07	13
MISCELLANEOUS REVENUE	291,500.00	811,916.29	0.00	811,916.29	-520,416.29	279
INVESTMENT REVENUE	1,321,400.00	873,176.59	77,820.99	950,997.58	370,402.42	72
AGENCY-SET PROPERTY TAX						

L.A. COUNTY	28,767,200.00	15,780,904.51	116,670.56	15,897,575.07	12,869,624.93	55
VENTURA COUNTY	0.00	11,843.34	0.50	11,843.84	-11,843.84	0
DWR REFUND	1,000,000.00	895,659.00	0.00	895,659.00	104,341.00	90
TOTAL	29,767,200.00	16,688,406.85	116,671.06	16,805,077.91	12,962,122.09	56
INVESTMENT REVENUE	287,000.00	159,387.58	45,128.93	204,516.51	82,483.49	71
TOTAL REVENUE	65,164,500.00	38,786,238.19	895,987.26	39,682,225.45	25,482,274.55	61

**Directors Stipend
For the Month of Mar-17**

Director	Dates	Total Days	Total \$
Robert DiPrimio	3/1, 2, 8, 9, 15, 16, 22, 23 & 30	9	2,053.35
William Pecs	3/1, 2, 7, 10, 13, 14, 15, 16, 28 & 29	10	2,281.50
Jerry Gladbach	3/1, 2, 3, 8, 9, 13, 14, 20, 22 & 30	10	2,281.50
Dean Efstathiou	3/6, 8, 20, 22, 27 & 30	6	1,368.90
William Cooper	3/2, 6, 8, 9, 10, 11, 13, 14, 16 & 22	10	2,281.50
Thomas Campbell	3/8 & 22	2	456.30
Edward Colley	3/8 & 9	2	456.30
Jacque McMillan	3/5, 8, 14, 20, 22, 27, 30 & 31	8	1,825.20
R. J. Kelly	3/7, 8, 14, 20, 22 & 30	6	1,368.90
B. J. Atkins	3/8, 22 & 30	3	684.45
Gary Martin	3/1, 3, 7, 8, 14, 20, 22, 24, 27 & 28	10	2,281.50
Total		41	9,354.15

CA Govt. Code Section 53065.5
List of Reimbursement for "Individual Charges" = \$100 or more
 Annual Disclosure for Fiscal Year 2016/17 For the month ended March 31, 2017

DIRECTORS

Date of Reimbursement	Recipient of Reimbursement	Reason for Reimbursement	Amount of Reimbursement
03/13/17	Atkins, B.J.	M/C charge-ACWA 2017 Legislative symposium, 3/8/17-Registration	245.00
03/13/17	Atkins, B.J.	M/C charge-ACWA 2017 Legislative symposium, 3/8/17-Travel Expense (airfare)	473.88
03/13/17	Atkins, B.J.	M/C charge-2017 Santa Clarita Economic Outlook Conference, 3/30/17-Registration	125.00
03/20/17	Atkins, B.J.	UWI Spring Conference, 2/7-10/17- Expense (lodging & meals)	418.93
03/20/17	Atkins, B.J.	UWI Spring Conference, 2/7/17 & 2/10/17- Travel Expense (mileage)	146.59
03/08/17	Colley, Edward	ACWA Fall Conference, 11/30-12/1/16- Expense (meal)	86.68
03/08/17	Colley, Edward	ACWA Fall Conference, 11/30-12/1/16- Travel Expense (mileage and parking)	170.18
03/13/17	Cooper, Bill	M/C charge-ACWA Spring Conference, 5/9-12/17-Registration	699.00
03/13/17	DiPrimo, Bob	M/C charge-2017 Santa Clarita Economic Outlook Conference, 3/30/17-Registration	125.00
03/13/17	DiPrimo, Bob	M/C charge-ACWA Spring Conference, 5/9-12/17-Registration	699.00
03/08/17	Efstathiou, Dean	UWI Spring Conference, 2/8-10/17- Expense (lodging & portage)	372.80
03/08/17	Efstathiou, Dean	UWI Spring Conference, 2/8/17 & 2/10/17- Travel Expense (mileage)	107.00
03/13/17	Efstathiou, Dean	M/C charge-2017 Santa Clarita Economic Outlook Conference, 3/30/17-Registration	125.00
03/13/17	Efstathiou, Dean	M/C charge-ACWA Spring Conference, 5/9-12/17-Registration	699.00
03/13/17	Gladbach, Jerry	M/C charge-2017 Santa Clarita Economic Outlook Conference, 3/30/17-Registration	125.00
03/13/17	Kelly, R.J.	M/C charge-2017 Santa Clarita Economic Outlook Conference, 3/30/17-Registration	125.00
03/13/17	Kelly, R.J.	M/C charge-ACWA Spring Conference, 5/9-12/17-Registration	699.00
03/08/17	Martin, Gary	ACWA State Legislative Committee Meeting, 2/10/17- Expense (meals)	20.14
03/08/17	Martin, Gary	ACWA State Legislative Committee Meeting, 2/10/17- Travel Expense (mileage, parking & taxi)	90.47
03/13/17	Martin, Gary	M/C charge-ACWA State Legislative Committee 2/10/17- Travel Expense (airfare)	473.88
03/13/17	Martin, Gary	M/C charge-2017 Santa Clarita Economic Outlook Conference, 3/30/17-Registration	125.00
03/13/17	Martin, Gary	M/C charge-ACWA Spring Conference, 5/9-12/17-Registration	699.00
03/13/17	Martin, Gary	M/C charge-ACWA State Legislative Committee Meeting, 3/3/17- Travel Expense (airfare)	473.88
03/13/17	McMillan, Jacquelyn	M/C charge-2017 Santa Clarita Economic Outlook Conference, 3/30/17-Registration	125.00
03/13/17	McMillan, Jacquelyn	M/C charge-ACWA Spring Conference, 5/9-12/17-Registration	699.00
03/13/17	Pecsi, Bill	M/C charge-2017 Santa Clarita Economic Outlook Conference, 3/30/17-Registration	125.00
03/13/17	Pecsi, Bill	M/C charge-ACWA Spring Conference, 5/9-12/17-Registration	699.00
			<u>8,972.43</u>

[This page intentionally left blank.]



Retail

Third Quarter

FY 2016/17

Investment Report

[This page intentionally left blank.]

Santa Clarita Water Division
Cash and Investment Summary
3rd Quarter FY 2016/17

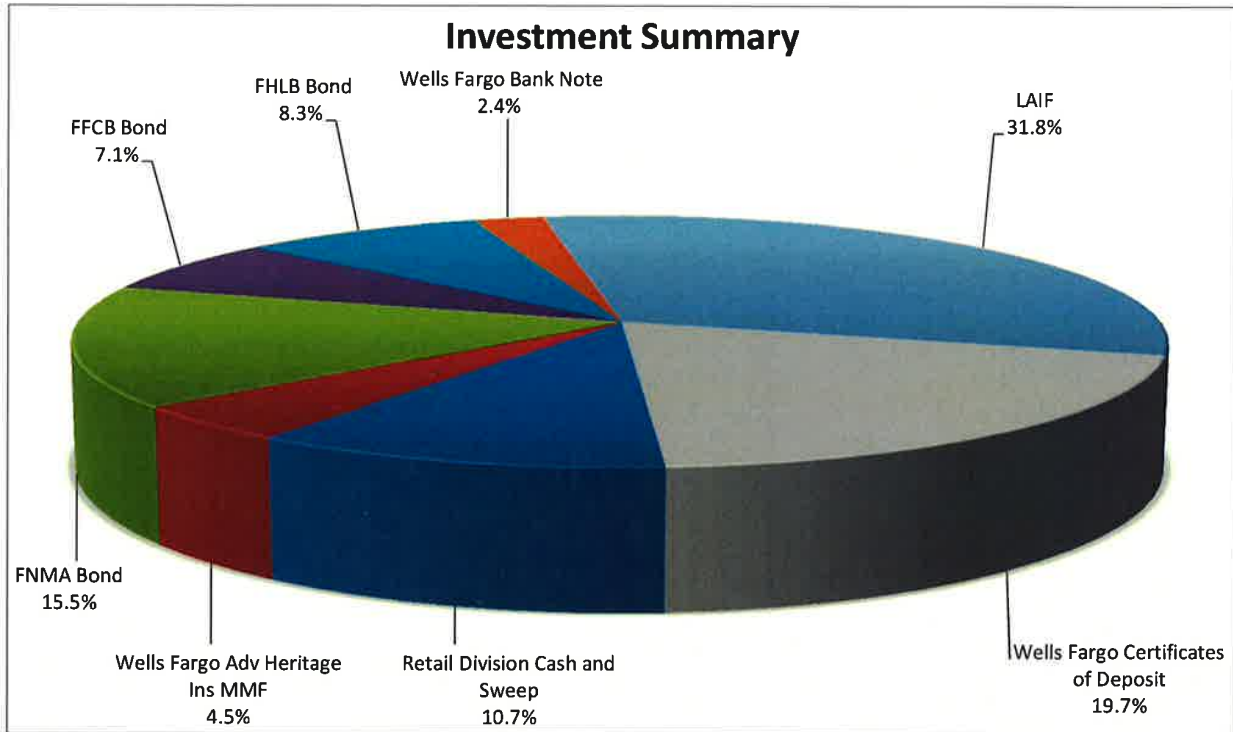
	Current Value	Percent of Total	Maximum Concentration Allowed	Average Remaining Life Days	Weighted Avg. Yield
Retail Division*					
Retail Division Cash and Sweep	\$ 4,472,301	10.7%	n/a		0.40%
Wells Fargo Government I 1751 MMF	1,884,029	4.5%	10%		0.49%
FNMA Bond	6,473,306	15.5%	100%		1.66%
FFCB Bond	2,977,269	7.1%	100%		1.00%
FHLB Bond	3,465,270	8.3%	100%		1.59%
Wells Fargo Bank Note	996,843	2.4%	100%		1.75%
LAIF	13,308,465	31.8%	State Max		0.78%
Wells Fargo Certificates of Deposit	8,276,047	19.7%	30%	571	1.56%
Total	\$ 41,853,530	100.0%			
Total Cash and Investment**	\$ 41,853,530	100.0%			

* See Retail Portfolio on next page for detailed descriptions.

** Total for Retail Division includes \$2,619,429 in refundable Developer Deposits.


Keith Abercrombie
Retail Manager


Elizabeth Ooms-Graziano
Retail Administrative Officer



**SANTA CLARITA WATER DIVISION
3rd Quarter FY 2016/17**

<u>Description</u>	<u>Rate</u>	<u>Yield</u>	<u>Market Value</u>
Retail Division Cash and Sweep (Cash in Bank)	0.01%	0.01%	\$ 4,472,301
Local Agency Investment Fund (LAIF)	0.78%	0.78%	13,308,465
Wells Fargo Government I 1751 Money Market Fund (MMF)	0.49%	0.49%	1,884,029
			\$ 19,664,795

<u>Description</u>	<u>Par</u>	<u>Rate</u>	<u>Yield</u>	<u>Purchase Date</u>	<u>Maturity Date</u>	<u>Life Days</u>	<u>Remaining Days</u>	<u>Average Interest</u>	<u>Market Value</u>
Federal Government Agency Investment Portfolio									
Fannie Mae* (FNMA)	500,000	1.05%	1.05%	06/13/14	05/15/18	1,432	440	5,250	497,901
Federal Farm Credit Bank* (FFCB)	1,000,000	0.82%	0.82%	07/05/16	07/05/18	730	491	8,200	995,482
Federal Farm Credit Bank* (FFCB)	1,000,000	1.03%	1.03%	07/05/16	04/05/19	1,006	767	10,300	993,587
Federal Farm Credit Bank* (FFCB)	1,000,000	1.14%	1.14%	07/07/16	10/07/19	1,191	954	11,400	988,200
Fannie Mae* (FNMA)	1,000,000	1.30%	1.30%	05/25/16	11/25/19	1,288	1,003	13,000	991,500
Fannie Mae* (FNMA)	1,000,000	1.50%	1.50%	12/16/16	03/16/20	1,189	1,084	15,000	994,285
Federal Home Loan Bank* (FHLB)	2,000,000	1.75%	1.75%	01/30/17	07/30/20	1,278	1,218	35,000	2,000,338
Fannie Mae* (FNMA)	2,000,000	1.85%	1.85%	02/21/17	08/21/20	1,278	1,240	37,000	1,999,362
Fannie Mae* (FNMA)	1,000,000	1.75%	1.75%	12/28/16	09/28/20	1,374	1,281	17,500	992,087
Federal Home Loan Bank* (FHLB)	1,500,000	1.38%	1.38%	07/13/16	10/13/20	1,556	1,325	20,625	1,464,932
Fannie Mae* (FNMA)	1,000,000	2.00%	2.00%	02/28/17	05/28/21	1,551	1,519	20,000	998,171
	\$ 13,000,000					13873	11322	\$ 193,275	\$ 12,915,845

<u>Description</u>	<u>Par</u>	<u>Rate</u>	<u>Yield</u>	<u>Purchase Date</u>	<u>Maturity Date</u>	<u>Life Days</u>	<u>Remaining Days</u>	<u>Average Interest</u>	<u>Market Value</u>
Wells Fargo Bank Note	\$ 1,000,000	1.75%	1.75%	12/9/2016	5/24/2019	898	786	\$ 17,500	\$ 996,843
	\$ 1,000,000					898	786	\$ 17,500	\$ 996,843

<u>Description</u>	<u>Par</u>	<u>Rate</u>	<u>Yield</u>	<u>Purchase Date</u>	<u>Maturity Date</u>	<u>Life Days</u>	<u>Remaining Days</u>	<u>Average Interest</u>	<u>Market Value</u>
Wells Fargo Certificates of Deposit									
Comenity Capital Bank	250,000	1.10%	1.10%	10/28/13	04/28/17	1279	28	2,750	250,076
Ally Bank	250,000	1.15%	1.15%	10/16/14	10/16/17	1096	199	2,875	250,539
American Express Bank	250,000	1.45%	1.45%	10/16/14	10/16/17	1096	199	3,625	250,551
Iberia Bank	250,000	1.20%	1.20%	12/04/14	12/04/17	1095	248	3,000	250,507
American City Bank	250,000	1.10%	1.10%	12/09/14	12/11/17	1098	255	2,750	250,318
Bank of North Carolina	250,000	1.15%	1.15%	12/31/15	12/29/17	732	273	2,875	250,645
BMO Harris Bank NA	250,000	1.20%	1.20%	02/14/16	02/02/18	730	308	3,000	250,554
Wells Fargo Bank Interest	250,000	1.15%	1.15%	02/12/16	02/12/18	732	318	2,875	250,537
GE Capital Retail	250,000	1.50%	1.50%	03/21/14	03/21/18	1431	326	3,750	250,918
Medallion Bank	250,000	1.25%	1.25%	03/28/14	03/28/18	1427	333	3,125	250,281
State Bank of India	250,000	1.15%	1.15%	05/14/13	05/14/18	1825	410	2,875	250,601
Wex Bank	250,000	1.20%	1.20%	12/06/16	06/08/18	547	434	3,000	249,938
Flushing Bank	250,000	1.55%	1.55%	12/12/14	06/12/18	1278	438	3,875	250,606
Crescent Bank	250,000	1.50%	1.50%	02/28/14	08/18/18	1642	516	3,750	251,589
Compass Bank	250,000	1.95%	1.95%	09/04/13	09/04/18	1829	552	4,875	252,214
GE Capital Bank	250,000	1.90%	1.90%	10/17/14	10/17/18	1461	565	4,750	251,095
Republic Bank & Trust	250,000	1.80%	1.80%	10/22/14	10/22/18	1461	570	4,500	251,007
First Sentry Bank	250,000	2.05%	2.05%	10/24/14	10/24/18	1460	572	5,125	251,009
Investors Bank	250,000	1.35%	1.35%	12/16/16	12/17/18	732	626	3,375	249,620
Enerbank	250,000	1.70%	1.70%	12/18/14	12/18/18	1461	627	4,250	251,091
Third Federal Savings & Loan	250,000	1.65%	1.65%	03/28/14	12/28/18	1705	608	4,125	252,015
Sallie Mae Bank Interest	250,000	1.45%	1.45%	02/03/16	02/04/19	1098	675	3,625	250,833

**SANTA CLARITA WATER DIVISION
3rd Quarter FY 2016/17**

<u>Description</u>	<u>Par</u>	<u>Rate</u>	<u>Yield</u>	<u>Purchase Date</u>	<u>Maturity Date</u>	<u>Life Days</u>	<u>Remaining Days</u>	<u>Average Interest</u>	<u>Market Value</u>
<u>Wells Fargo Certificates of Deposit</u>									
Barclays/Delaware Bank	250,000	1.95%	1.95%	05/13/14	05/13/19	1660	773	4,875	252,059
Private Bank & Trust Co Chicago	250,000	1.10%	1.10%	05/20/16	05/20/19	1095	780	2,750	248,663
BMW Bank NY	250,000	1.95%	1.95%	06/20/14	06/20/19	2517	854	4,875	252,104
Discover Bank	250,000	2.00%	2.00%	07/02/14	07/02/19	1825	822	5,000	252,098
Goldman Sachs	250,000	2.05%	2.05%	07/02/14	07/02/19	1825	822	5,125	251,876
Centennial Bank Conway	250,000	1.20%	1.20%	05/20/16	11/20/19	1279	964	3,000	248,370
Everbank/Jacksonville FL	250,000	1.45%	1.45%	12/09/16	12/09/19	1095	983	3,625	248,411
American Exp Centurion	250,000	2.20%	2.20%	12/11/14	12/11/19	1826	985	5,500	252,588
Capital One Bank, NA	250,000	2.30%	2.30%	07/23/15	07/29/20	1825	1,215	5,750	253,496
Capital One Bank USA, NA	250,000	1.85%	1.85%	12/07/16	12/07/20	1460	1,346	4,625	249,718
Mercantil Commercebank	250,000	1.90%	1.90%	12/16/16	12/16/20	1460	1,355	4,750	250,120
	<u>\$ 8,250,000</u>					<u>45082</u>	<u>19979</u>	<u>\$ 128,625</u>	<u>\$ 8,276,047</u>

SCWD Total Cash and Investments

\$ 41,853,530

* Callable

[This page intentionally left blank.]

ITEM NO.
8



Third Quarter FY 2016/17 Investment Report

March 31, 2017

[This page intentionally left blank.]

Third Quarter FY 2016/17 Cash and Investment Report

March 31, 2017

Table of Contents

	<u>Page No.</u>
Cash and Investment Report Analysis	1-3
Cash and Investment Detail	4
Federal Government Agency and CDARS Detail	5

May 1, 2017

**Cash and Investment
Report Analysis
Third Quarter Ended March 31, 2017
Fiscal Year 2016-2017**

Finance and Administration Committee
Castaic Lake Water Agency
Santa Clarita, California

Currently, the Castaic Lake Water Agency (Agency) has one interest bearing checking account with Wells Fargo Bank (WFB), two investment accounts with Local Agency Investment Fund (LAIF), one investment account with Los Angeles County Pooled Investment Fund (LACPIF) and one certificate of deposit account with Certificate of Deposit Account Registry Service (CDARS). In addition, the Agency has a pass-through investment with the Upper Santa Clara Valley Joint Powers Authority (USCVJPA) LAIF account.

Portfolio Summary

For the third quarter ended March 31, 2017, the Agency's Cash and Investments were as follows:

	7/1/2016 Balance	1st QTR		2nd QTR		12/31/2016 BALANCE
		DEPOSIT	WITHDR.	DEPOSIT	WITHDR.	
Cash in bank	\$ 193,255	51,202,603	(51,394,863)	51,574,590	(50,955,904)	\$ 619,681
LAIF *	63,274,825	3,375,152	(24,500,000)	23,271,058	(9,500,000.00)	55,921,035
LACPIF	35,746,127	69,671	-	79,861	-	35,895,659
CDARS	2,083,218.00	6,310	-	6,330	-	2,095,858
Investment - FGA**	73,500,000	17,500,000	(17,500,000)	10,000,000	(10,000,000)	73,500,000
	\$ 174,797,425	72,153,736	(93,394,863)	84,931,839	(70,455,904)	\$ 168,032,233
	1/1/2017 Balance	3rd QTR		4th QTR		3/31/2017 Balance
		DEPOSIT	WITHDR.	DEPOSIT	WITHDR.	
Cash in bank	\$ 619,681	22,204,161	(23,126,290)	-	-	\$ (302,448)
LAIF *	55,921,035	11,372,560	(12,100,000)	-	-	55,193,595
LACPIF	35,895,659	50,728	-	-	-	35,946,387
CDARS	2,095,858	2,206	(2,093,064)	-	-	5,000
Investment - FGA**	73,500,000	-	-	-	-	73,500,000
	\$ 168,032,233	33,629,655	(37,319,354)	-	-	\$ 164,342,534

FUND ALLOCATION						
	Cash In Bank	LAIF	LACPIF	CDARS	FGA	TOTAL
Agency Fund	\$ (623,853)	30,485,971	35,946,387	5,000	63,500,000	\$ 129,313,505
CIP Fund	321,405	24,707,624	-	-	10,000,000	35,029,029
	\$ (302,448)	55,193,595	35,946,387	5,000	73,500,000	\$ 164,342,534

*Agency Fund LAIF includes SCWD pass through investment of \$13,286,188.

**Federal Government Agency

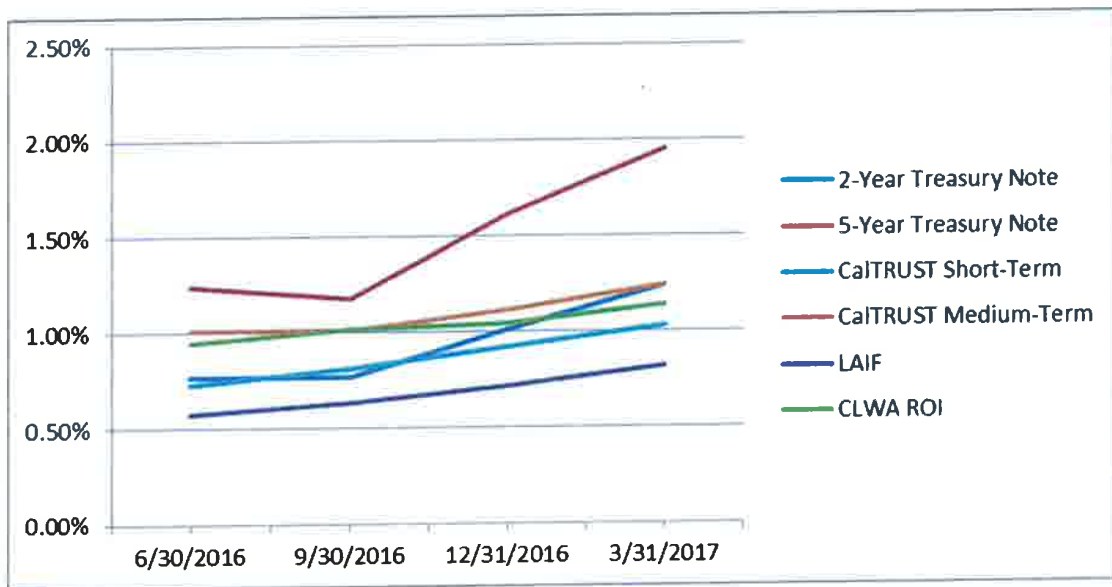
Revenues and Expenditures Recap

The average monthly revenues received during the third quarter of FY 2016/17 were \$7.2 million and the average monthly expenditures paid were \$7.7 million. A debt principal and interest payment of \$20.7 million and a debt proceeds funded Capital projects and acquisitions of \$2.9 million were paid during the fiscal year.

Return on Investment (ROI)

The Agency's return on investment (ROI) for the quarter generated investment earnings of \$314,093, or a weighted average yield of 1.14%. The Agency ROI compares to other common indexes below.

	6/30/2016	9/30/2016	12/31/2016	3/31/2017
2-Year Treasury Note	0.77%	0.77%	1.01%	1.24%
5-Year Treasury Note	1.24%	1.18%	1.61%	1.95%
CalTRUST Short-Term	0.73%	0.81%	0.92%	1.03%
CalTRUST Medium-Term	1.01%	1.01%	1.11%	1.24%
LAIF	0.58%	0.63%	0.72%	0.82%
CLWA ROI	0.95%	1.02%	1.04%	1.14%



The Agency does not currently include corporate bonds or notes in its portfolio compared to the funds managed by CalTRUST and LAIF.

Portfolio Investment Policy Compliance

The investment of funds by the Castaic Lake Water Agency shall be guided by the goals of safety of principal, liquidity and return on funds invested. These goals, ranked in order of priority, are further defined as follows:

- ◆ Safety of Principal is the foremost objective of the investment program. Investments will be undertaken in a manner that seeks to ensure the preservation of capital in the overall portfolio.
- ◆ Liquidity of Funds invested will remain sufficient to enable the Agency to meet all operating requirements and budgeted expenditures. Investments will be undertaken with the expectation that unplanned expenses will be incurred, therefore, portfolio liquidity will be created to cover reasonable contingency costs.
- ◆ Return on Funds Invested should be focused upon with investment safety and liquidity goals in perspective. The goal is to maximize return while ensuring that safety and liquidity objectives are not compromised.

The Agency complies with its Board approved investment policy as follows:

Security Type	Market Value as of 3/31/17	Percentage of Portfolio	Policy Limit	In Compliance
Cash in bank / Money Market	\$ (302,448)	-0.18%	20%	Yes
LAIF	30,485,971	18.55%	50M	Yes
LAIF for Bond Proceeds	24,707,624	15.03%	No limit	Yes
LACPIF	35,946,387	21.87%	30%	Yes
CDARS	5,000	0.00%	30%	Yes
Federal Agencies	73,500,000	44.72%	No limit	Yes
	<u>\$ 164,342,534</u>	<u>100.00%</u>		

Outlook

In March 2017, the Federal Reserve increased its Federal funds rate by a quarter percent, from a range of 0.50 to 0.75 percent to a range of 0.75 to 1 percent. The Agency's investment yield will continue to increase by small margins as the Federal Reserve interest rate continues to improve.

The Agency will continue to monitor the interest rates and investment opportunities to maximize the interest earning capability as well as maintaining enough cash for Operating and Capital Project expenditures.

The Agency has enough funds to support the operating and acquisition costs for the near future.



Valerie L. Pryor
Assistant General Manager



Carlos V. Corrales
Controller

Cash and Investment Detail 3/31/17

	Purchase Date	Maturity Date	CUSIP #	Par	Purchase Price	Coupon %	Yield at Cost	Amortized Cost	Market Value	Book over (under) mkt
Agency										
Cash in Bank						0.575%	0.575%	\$ (623,853)	\$ (623,853)	-
LAIF*						0.821%	0.821%	30,485,971	30,485,971	-
LACPIF						1.290%	1.290%	35,946,387	35,946,387	-
CDARS						0.000%	0.000%	5,000	5,000	-
Total Cash, LAIF, LACPIF and CDARS								<u>65,813,505</u>	<u>65,813,505</u>	-
Federal Agencies										
FHLMC	30-Oct-2015	27-Jul-2018	3134G73Q2	2,000,000	2,000,000	1.000%	1.000%	2,000,000	1,988,180	(11,820)
FFCB	5-Jul-2016	5-Apr-2019	3133EGJW6	5,000,000	5,000,000	1.030%	1.030%	5,000,000	4,967,950	(32,050)
FHLB	31-Oct-2016	11-Oct-2019	3130A9NJ6	5,000,000	5,000,000	1.200%	1.200%	5,000,000	4,942,750	(57,250)
FFCB	25-May-2016	25-Nov-2019	3133EGBK0	5,000,000	5,000,000	1.300%	1.300%	5,000,000	4,961,200	(38,800)
FFCB	13-Jul-2016	13-Jan-2020	3133EGLE3	2,500,000	2,500,000	1.240%	1.240%	2,500,000	2,458,700	(41,300)
FFCB	18-May-2016	18-Feb-2020	3133EGAE5	5,000,000	5,000,000	1.360%	1.360%	5,000,000	4,923,000	(77,000)
FHLB	30-Mar-2016	30-Mar-2020	3130A7M44	5,000,000	5,000,000	1.450%	1.450%	5,000,000	4,947,400	(52,600)
FFCB	29-Jun-2016	29-Jun-2020	3133EGHQ1	5,000,000	5,000,000	1.470%	1.470%	5,000,000	4,889,350	(110,650)
FNMA	30-Jun-2016	29-Sep-2020	3136G3VG7	6,000,000	6,000,000	1.500%	1.500%	6,000,000	5,913,300	(86,700)
FNMA	30-Oct-2015	29-Oct-2020	3136G2RK5	8,000,000	8,000,000	1.375%	1.375%	8,000,000	7,950,080	(49,920)
FFCB	2-Nov-2016	2-Nov-2020	3133EGC29	5,000,000	5,000,000	1.350%	1.350%	5,000,000	4,914,350	(85,650)
FFCB	16-Jul-2016	19-Jan-2021	3133EGMP7	5,000,000	5,000,000	1.440%	1.440%	5,000,000	4,826,650	(173,350)
FNMA	24-Aug-2016	24-Aug-2021	3136G3X83	5,000,000	5,000,000	1.550%	1.550%	5,000,000	4,836,600	(163,400)
Total Federal Agencies				<u>63,500,000</u>	<u>63,500,000</u>			<u>63,500,000</u>	<u>62,519,510</u>	<u>(980,490)</u>
								<u>129,313,505</u>	<u>128,333,015</u>	<u>(980,490)</u>
Total Operating and Special Revenue Cash & Investments										
CIP										
Cash in Bank						0.575%	0.575%	321,405	321,405	-
LAIF						0.821%	0.821%	24,707,624	24,707,624	-
Total Cash and LAIF								<u>25,029,029</u>	<u>25,029,029</u>	-
Federal Agencies										
FNMA	30-Apr-2013	30-Apr-2018	3136G1KD0	5,000,000	5,000,000	1.000%	1.000%	5,000,000	4,991,050	(8,950)
FHLMC	20-Jun-2016	20-Jun-2019	3134G9PC5	5,000,000	5,000,000	1.000%	1.000%	5,000,000	4,888,300	(11,700)
Total Federal Agencies				<u>10,000,000</u>	<u>10,000,000</u>			<u>10,000,000</u>	<u>9,879,350</u>	<u>(20,650)</u>
								<u>\$ 35,029,029</u>	<u>\$ 35,008,379</u>	<u>\$ (20,650)</u>
Total CIP Cash & Investments										
Summary:								\$ (302,448)	\$ (302,448)	\$ -
Cash in Bank								55,193,595	55,193,595	-
LAIF								35,946,387	35,946,387	-
LACPIF								5,000	5,000	-
CDARS								73,500,000	72,498,860	(1,001,140)
Investments										
CLWA Total Cash & Investments								<u>\$ 164,342,534</u>	<u>\$ 163,341,394</u>	<u>\$ (1,001,140)</u>

*Includes SCWD pass through investment of \$13,286,188.

As of March 31, 2017

AGENCY FUNDS

<u>Description</u>	<u>Cost</u>	<u>Rate</u>	<u>Yield</u>	<u>Purchase Date</u>	<u>Maturity Date</u>	<u>Life Days</u>	<u>Rem. Days</u>	<u>Average Interest</u>	
Federal Government Agency Investment Portfolio									
FHLMC	2,000,000	1.000%	1.000%	30-Oct-15	27-Jul-18	1001	482	20,000	#
FFCB	5,000,000	1.030%	1.030%	5-Jul-16	5-Apr-19	1004	734	51,500	#
FHLB	5,000,000	1.200%	1.200%	31-Oct-16	11-Oct-19	1075	923	60,000	#
FFCB	5,000,000	1.300%	1.300%	25-May-16	25-Nov-19	1279	968	65,000	#
FFCB	2,500,000	1.240%	1.240%	13-Jul-16	13-Jan-20	1279	1017	31,000	#
FFCB	5,000,000	1.360%	1.360%	18-May-16	18-Feb-20	1371	1053	68,000	#
FHLB	5,000,000	1.450%	1.450%	30-Mar-16	30-Mar-20	1461	1094	72,500	#
FFCB	5,000,000	1.470%	1.470%	29-Jun-16	29-Jun-20	1461	1185	73,500	#
FNMA	6,000,000	1.500%	1.500%	30-Jun-16	29-Sep-20	1552	1277	90,000	#
FNMA	8,000,000	1.375%	1.375%	30-Oct-15	29-Oct-20	1826	1307	110,000	#
FFCB	5,000,000	1.350%	1.350%	2-Nov-16	2-Nov-20	1461	1311	67,500	#
FFCB	5,000,000	1.440%	1.440%	16-Jul-16	19-Jan-21	1648	1389	72,000	#
FNMA	5,000,000	1.550%	1.550%	24-Aug-16	24-Aug-21	1826	1606	77,500	#
	<u>\$ 63,500,000</u>					<u>18244</u>	<u>14346</u>	<u>858,500</u>	

CDARS

CDARS	\$ 5,000	0.000%	0.000%	31-Mar-17	31-Mar-17	0	0	-	
TOTAL	<u>\$ 5,000</u>					<u>0</u>	<u>0</u>	<u>-</u>	
		Weighted Avg Yield	<u>0.000%</u>		Avg Remaining Life	<u>0</u>			

CIP Funds

<u>Description</u>	<u>Cost</u>	<u>Rate</u>	<u>Yield</u>	<u>Purchase Date</u>	<u>Maturity Date</u>	<u>Life Days</u>	<u>Rem. Days</u>	<u>Average Interest</u>	
Federal Government Agency Investment Portfolio									
FNMA	5,000,000	1.000%	1.000%	30-Apr-13	30-Apr-18	1826	394	50,000	#
FHLMC	5,000,000	1.000%	1.000%	20-Jun-16	20-Jun-19	1095	810	50,000	#
	<u>\$ 10,000,000</u>					<u>2921</u>	<u>1204</u>	<u>100,000</u>	

Callable
Cash & Sweep Account, LAIF and LACPIF are liquid investments.

[This page intentionally left blank.]

**Financial and Operations Committee Calendar
FY 2016/2017**

ITEM NO. 10

	Item	April 13 Comm	April 26 Board	May 16 Special Comm	May 24 Board	June 8 Comm	June 28 Board
1	Water Production Report	C		P		P	
2	Monthly Operations Report	C		P		P	
3	Recommend Receiving and Filing of the Retail Division FY 2016/17 Finance and Expenditure Report	C	C	P	P	P	P
4	Recommend Receiving and Filing of Wholesale FY 2016/17 Finance and Expenditure Report	C	C	P	P	P	P
5	Recommend Receiving and Filing of the Retail Division Quarterly FY 2016/17 Third Quarter Budget Report					P	P
6	Recommend Receiving and Filing of the Retail Division FY 2016/17 Quarterly Investment Report			P	P		
7	Recommend Receiving and Filing of Wholesale FY 2016/17 Quarterly Investment Report			P	P		
8	Committee Planning Calendar	C	C	P	P	P	P
9	General Report on Financial Activities and Operations	C		P		P	
10	Developer Report			P			
11	Continued Review of Policies (Annual)	C				P	
12	Quarterly Safety Program Presentation	C					
13	Finalize Proposed FY 2017/18 Actions for the Retail Division	C					
14	Recommend Approval of a Resolution Awarding a Contract to CP Systems for Video Surveillance System Upgrades			P	P		
15	Conference with Real Property Negotiators (Section 54956.8). RVWTP Tank Site Cell Lease - T-Mobile (27236 Bouquet Canyon Road, Santa Clarita, CA 91350) . CLOSED SESSION			P	P		
16	Conference with Real Property Negotiators (Section 54956.8). RVWTP Tank Site Cell Lease - Verizon (27236 Bouquet Canyon Road, Santa Clarita, CA 91350) . CLOSED SESSION			P	P		
17	Recommend Approval of a Return to Work Policy					P	P
18	Recommend Approval of a Revised Retail Debt Management Policy					P	P

[This page intentionally left blank.]