

William S. Hart Union High School District  
**2008 California Standards Test**  
 Junior High English/Language Arts

	7TH GRADE		
	PROFICIENT & ABOVE	BASIC	BELOW BASIC
STATE	49% *	27%	25%
COUNTY	44% *	28%	28%
DISTRICT	67% *	20%	13%
ARROYO SECO	67%	23%	11%
LA MESA	54% *	25%	21% *
PLACERITA	71%	18%	11%
RANCHO PICO	76% *	15%	10%
RIO NORTE	76%	16%	7% *
SIERRA VISTA	58%	24%	19%

\* Indicates improvement over last year's performance

	8TH GRADE		
	PROFICIENT & ABOVE	BASIC	BELOW BASIC
STATE	45% *	29%	25%
COUNTY	40% *	31%	29% *
DISTRICT	62% *	24%	14%
ARROYO SECO	64% *	24%	12%
LA MESA	51% *	27%	22%
PLACERITA	67% *	23%	10%
RANCHO PICO	67% *	22%	11% *
RIO NORTE	73% *	20%	8%
SIERRA VISTA	52% *	30%	18% *

\* Indicates improvement over last year's performance

## 2008 California Standards Test

### High School English/Language Arts

	9TH GRADE		
	PROFICIENT & ABOVE	BASIC	BELOW BASIC
STATE	49% *	27%	25% *
COUNTY	42% *	29%	29% *
DISTRICT	65% *	23%	13% *
CANYON	60% *	28%	13% *
GOLDEN VALLEY	50% *	31%	20% *
HART	66%	20%	14%
SAUGUS	72% *	19%	9% *
VALENCIA	69% *	20%	11% *
WEST RANCH	70% *	25%	9% *

\* Indicates improvement over last year's performance

	10TH GRADE		
	PROFICIENT & ABOVE	BASIC	BELOW BASIC
STATE	41% *	28%	31%
COUNTY	37% *	29%	34% *
DISTRICT	57% *	26%	17% *
CANYON	52% *	29%	19%
GOLDEN VALLEY	41% *	27%	32%
HART	58% *	25%	17%
SAUGUS	61% *	26%	13% *
VALENCIA	65% *	24%	11% *
WEST RANCH	64% *	23%	13% *

\* Indicates improvement over last year's performance

	11TH GRADE		
	PROFICIENT & ABOVE	BASIC	BELOW BASIC
STATE	37%	26%	37%
COUNTY	34%	27%	39% *
DISTRICT	56% *	24%	21% *
CANYON	50% *	28%	22% *
GOLDEN VALLEY	42% *	27%	31% *
HART	60% *	18%	21% *
SAUGUS	57% *	25%	18% *
VALENCIA	69% *	19%	13% *
WEST RANCH	63% *	25%	12% *

\* Indicates improvement over last year's performance

William S. Hart Union High School District  
**California Standards Test**  
**Mathematics**  
**2008**

<b>7TH GRADE MATHEMATICS</b>			
	<b>PROFICIENT &amp; ABOVE</b>	<b>BASIC</b>	<b>BELOW BASIC</b>
	<b>MATHEMATICS</b>	<b>MATHEMATICS</b>	<b>MATHEMATICS</b>
STATE	41% *	29%	30%
COUNTY	36% *	29%	35% *
DISTRICT	56%	27%	17%
ARROYO SECO	59%	28%	13%
LA MESA	47%	31%	23% *
PLACERITA	61%	25%	14%
RANCHO PICO	65%	22%	14%
RIO NORTE	63%	23%	14%
SIERRA VISTA	48%	30%	23% *

**NOTE: All 7th Graders take the CST 7th Grade Mathematics Test**

\* Indicates improvement over last year's performance

<b>8TH GRADE GENERAL MATH</b>			
	<b>PROFICIENT &amp; ABOVE</b>	<b>BASIC</b>	<b>BELOW BASIC</b>
	<b>MATHEMATICS</b>	<b>MATHEMATICS</b>	<b>MATHEMATICS</b>
STATE	31% *	29%	41%
COUNTY	27% *	28%	45% *
DISTRICT	57% *	25%	19%
ARROYO SECO	63% *	24%	13%
LA MESA	43% *	32%	26% *
PLACERITA	67% *	21%	12%
RANCHO PICO	57% *	27%	16% *
RIO NORTE	60% *	27%	13%
SIERRA VISTA	51% *	23%	27%

**NOTE: All 8th Graders take the Math CST which corresponds to the course they are taking (General Math, Algebra, Algebra II, Geometry)**

\* Indicates improvement over last year's performance

<b>7th / 8th ALGEBRA</b>				
	<b>TESTED</b>	<b>PROFICIENT &amp; ABOVE</b>	<b>BASIC</b>	<b>BELOW BASIC</b>
STATE	28.0%	46%	26%	29%
COUNTY	28.6%	40%	25%	35%
DISTRICT	16.8%	91%	8%	1%
CANYON	14.1%	94%	5%	1%
GOLDEN VALLEY	16.1%	85%	12%	2%
HART	17.0%	91%	9%	0%
SAUGUS	25.4%	95%	5%	0%
VALENCIA	18.0%	87%	12%	1%
WEST RANCH	12.0%	95%	6%	0%

William S. Hart Union High School District  
**California Standards Test**  
**Mathematics**  
**2008**  
**9TH GRADE**

<b>GENERAL MATH</b>				
	<b>TESTED</b>	<b>PROFICIENT &amp; ABOVE</b>	<b>BASIC</b>	<b>BELOW BASIC</b>
STATE	15.0%	18% *	27%	55%
COUNTY	13.6%	18% *	26%	55% *
DISTRICT	33.5%	34% *	36%	30% *
CANYON	35.2%	29%	42%	28%
GOLDEN VALLEY	35.9%	25% *	35%	41% *
HART	36.9%	30%	32%	37%
SAUGUS	37.9%	49% *	28%	24% *
VALENCIA	30.3%	34% *	41%	26% *
WEST RANCH	31.0%	37% *	35%	28% *

\* Indicates improvement over last year's performance

<b>ALGEBRA</b>				
	<b>TESTED</b>	<b>PROFICIENT &amp; ABOVE</b>	<b>BASIC</b>	<b>BELOW BASIC</b>
STATE	53.0%	18% *	28%	53%
COUNTY	54.7%	14%	24%	62%
DISTRICT	37.2%	43% *	42%	16%
CANYON	43.2%	48% *	43%	10% *
GOLDEN VALLEY	36.2%	11%	42%	48%
HART	37.2%	46% *	35%	19%
SAUGUS	38.7%	62% *	33%	5% *
VALENCIA	36.0%	42% *	47%	11% *
WEST RANCH	26.2%	33%	56%	10% *

\* Indicates improvement over last year's performance

<b>End of Course Exams (Grades 7-11)</b>		
<b>PROFICIENT &amp; ABOVE</b>		
	<b>Los Angeles County</b>	<b>Hart District</b>
General Math	25% *	48% *
Algebra	22% *	44% *
Geometry	20% *	50%
Algebra 2	24% *	48%
Summative HS Math	46%	75% *

(Algebra group is unique this year since it now includes 7th grade)

\* Indicates improvement over last year's performance

# STAR Student Report

LOCAL ID #: 00000001  
 STUDENT #: 000000000000000000000000  
 GRADE: 11

DATE OF BIRTH: 00/00/00  
 TEST DATE: Spring 2008

Dear Parent/Guardian,

Each year, California's Standardized Testing and Reporting (STAR) Program measures your child's progress in meeting California's world class content standards. These standards describe what all students should know and be able to do at each grade level.

This report shows your child's scores on the STAR Program tests. I encourage you to discuss these results with your child and your child's teacher(s). Besides giving you valuable information about your child's academic strengths and weaknesses, test scores help us understand how well our schools are doing and how we might do better in the most important job of all - preparing students to succeed in school and beyond.



FOR THE PARENT/GUARDIAN OF:

00000000000000000000000000000000  
 00000000000000000000000000000000  
 00000000000000000000000000000000

SCHOOL: 00000000000000000000000000000000  
 DISTRICT: William S. Hart Union High

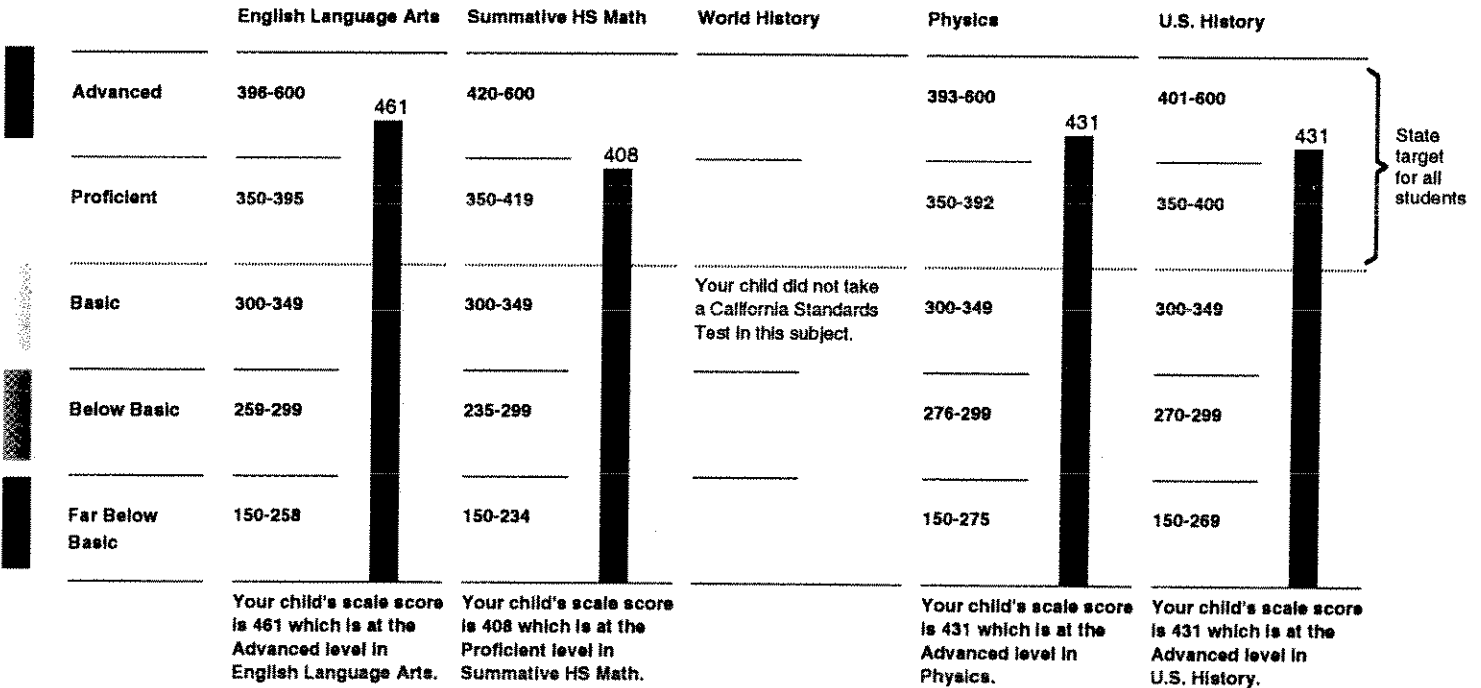
Sincerely,

*Jack O'Connell*  
**JACK O'CONNELL,**  
 STATE SUPERINTENDENT OF PUBLIC INSTRUCTION



## Your child's overall results on the California Standards Tests

### Your child's scale scores and performance levels



Find complete STAR results at <http://star.cde.ca.gov> and your school's Accountability Report Card (SARC) at [www.cde.ca.gov/ta/ac/sa](http://www.cde.ca.gov/ta/ac/sa) or ask for a copy of the SARC at your child's school.

## How should I use these STAR Program results?

These results are one of several tools used to follow your child's educational progress. While they provide an important measure, they should be viewed with other available information about your child's achievement, such as classroom tests, assignments, and grades.

These results are also intended to help ensure your child is getting the best possible education. If your child is not performing at the level you would like, these results can help guide a conversation with your child's teacher in order to help focus on specific areas for improvement.

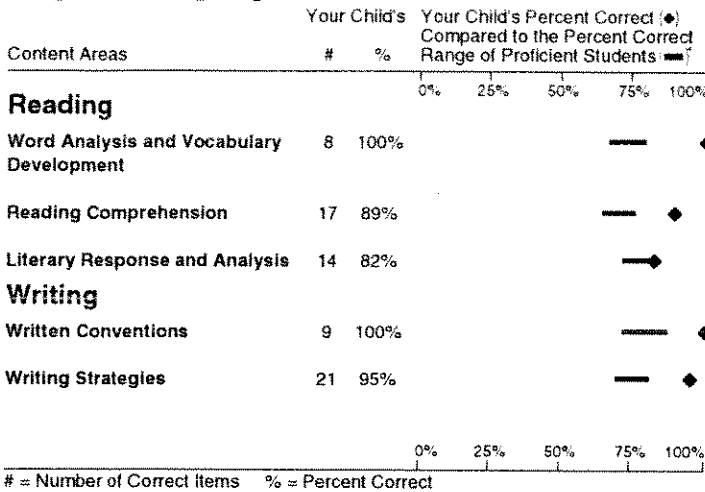
# Your child's strengths and needs based on these tests

**A NOTE ON USING THIS INFORMATION:** A single test can provide only limited information. A student taking the same test more than once might score higher or lower in each tested area within a small range. You should confirm your child's strengths and needs in these topics by reviewing classroom work, standards-based assessments, and your child's progress during the year.

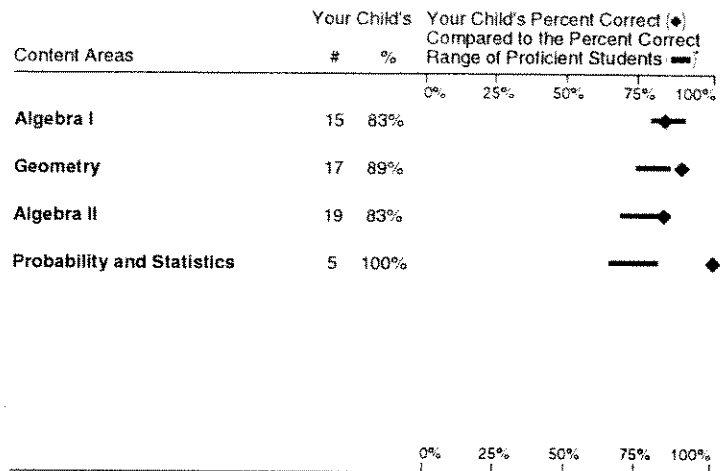
Find released test items at [www.cde.ca.gov/ta/tg/sr/resources.asp](http://www.cde.ca.gov/ta/tg/sr/resources.asp) and a complete copy of the standards at [www.cde.ca.gov/be/st/ss](http://www.cde.ca.gov/be/st/ss).

In the charts below, your child's percent correct is compared to the percent correct range of students statewide whose performance level was Proficient on the total test. Proficient is the state target for all students.

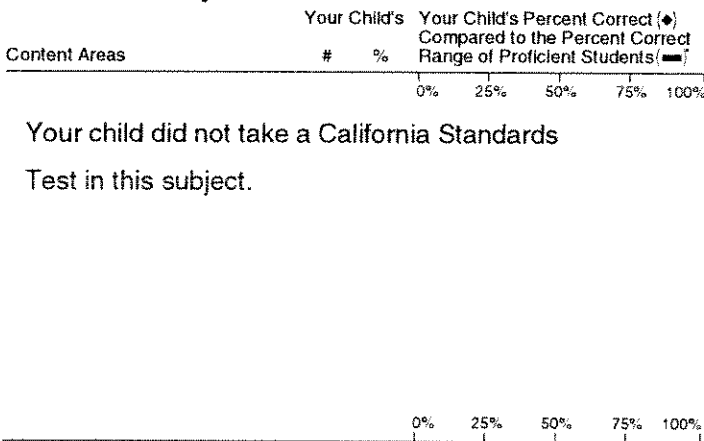
## English Language Arts GRADE 11




## Summative HS Math



## World History



## Physics



## California Reading List (CRL)

Your child's recommended California Reading List Number is 13+.

This recommended reading list number is based on your child's California English-Language Arts Standards Test score. While the CRL will provide you with a list of titles, no single score will tell you what books your child can or should read. Encourage your child to explore other reading list numbers to find books of interest.

To access the California Reading List:

- Visit <http://star.cde.ca.gov> and click on California Reading List
- Click Search for a Reading List to find books for your child

## Early Assessment Program (EAP)

**English Status:** Ready for CSU college-level English courses

**Mathematics Status:** Ready for CSU college-level mathematics courses

EAP statuses are provided by the CSU. Explanation of EAP statuses can be found at [www.calstate.edu/eap](http://www.calstate.edu/eap).

## U.S. History

